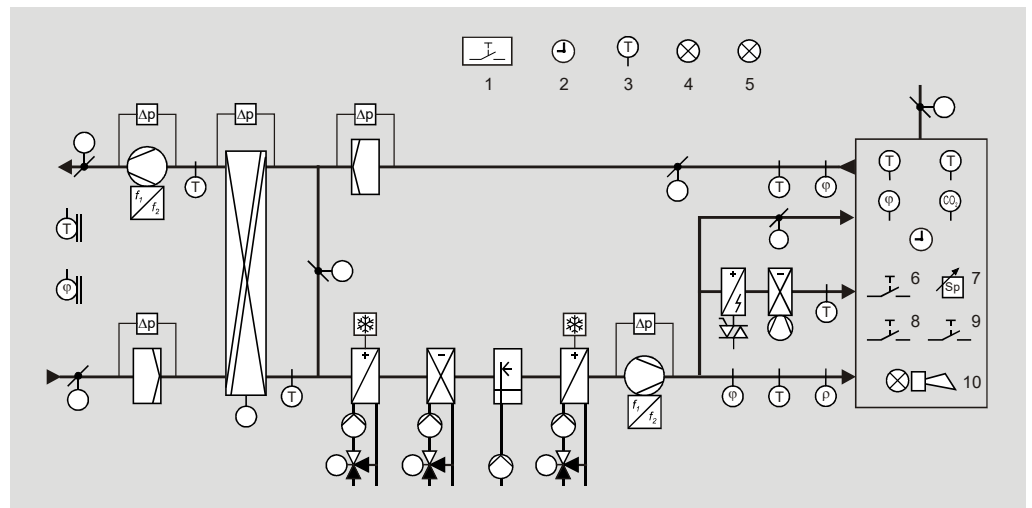


Air handling with focus on LCC




Climatix™

BACnet/IP communication with POL908.00


Objektadressen für IV Produkt

Anwendung AHU v3.52



Inhaltsverzeichnis

1	Über dieses Dokument	5
1.1	Revisionsverlauf.....	5
1.2	Bevor Sie beginnen.....	5
1.3	Bezugsdokumente	5
2	Standardanwendung AHU v3.x	6
2.1	Allgemeines.....	6
3	BACnet Objekte von AHU v3.x	9
3.1	Allgemeines.....	9
3.2	BACnet Objekttypen	9
3.3	BACnet Objekte	10
3.3.1	Typ Analog input, Nr. 0.....	10
3.3.2	Typ Analog output, Nr. 1.....	15
3.3.3	Typ Analog value, Nr. 2.....	16
3.3.4	Typ Binary input, Nr. 3.....	33
3.3.5	Typ Binary output, Nr. 4	35
3.3.6	Typ Binary value, Nr. 5.....	36
3.3.7	Typ Calendar, Nr. 6	39
3.3.8	Typ Device, Nr. 8.....	39
3.3.9	Typ Multistate input, Nr. 13	39
3.3.10	Typ Multistate output, Nr. 14	41
3.3.11	Typ Notification classes for alarms, Nr. 15.....	42
3.3.12	Typ Schedule, Nr. 17.....	42
3.3.13	Typ Multistate value, Nr. 19.....	43
3.3.14	Typ Notification classes for trend, Nr. 20	51
3.3.15	Typ Characterstring value type, Nr. 40	51
3.3.16	Typ Positive integer, Nr. 48	52
3.3.17	BACnet-Priorität für jede Benachrichtigungsklasse	52



1 Über dieses Dokument

1.1 Revisionsverlauf

Version	Datum	Änderungen
.01	2011-	Erstfassung
.02	10.09.2012	Adressen für Home-Serie hinzugefügt
.03	16.12.2013	Adressen für Quick-Menü, Home HS und Energy Analyzer hinzugefügt
.04	05.12.2017	Allgemeine Aktualisierungen auf v3.42
.05	12.03.2018	Aktualisiertes Bild BACnet Objekte
.06	09.01.2019	Allgemeine Aktualisierungen auf v3.52

1.2 Bevor Sie beginnen

Geltungsbereich

Dieses Dokument gilt für das folgende Produkt:

Name	Typ (ASN)	Version
Kundenanwendung IVP AHU	POL63x.00/AHU	1.05



Dieses Dokument ergänzt den allgemeinen Integrationsleitfaden:

„BACnet/IP-Kommunikation mit POL908.00“ *)

*) POL908.00: Kommunikationsmodul Climatix BACnet/IP

Dieses Dokument muss zuerst gelesen werden. Alle allgemeinen Informationen wie Dokumentkonventionen, wichtige Informationen zu Sicherheit, Marken, Urheberrechten usw. gelten auch für dieses Dokument.



Dieses Dokument enthält nur die spezifischen Informationen für das oben genannte Produkt. Alle allgemeinen technischen Beschreibungen wie Baugruppen, Kommunikationseinstellungen etc. sind im Integrationsleitfaden enthalten.

Voraussetzung

Der Benutzer hat den allgemeinen BACnet/IP-Integrationsleitfaden zu Climatix, CB1J3962en gelesen.

1.3 Bezugsdokumente

Weiterführende Informationen

Die folgenden Dokumente enthalten zusätzliche Informationen zu den in diesem Handbuch beschriebenen Produkten:

Dokument	Auftragsnr.
Datenblatt „Kommunikationsmodul BACnet/IP“	CB1Q3933en
Basisdokumentation „BACnet Kommunikationsmodule“	CB1P3933en
Integrationsleitfaden „BACnet/IP-Kommunikation mit POL908.00“	CB1J3960en
Basisdokumentation „BACnet PICS“	CB1P3939en
Basisdokumentation „Standard Application AHU“	CB1P3977en

2 Standardanwendung AHU v3.x

2.1 Allgemeines

Was sind Standardanwendungen ?

Standardanwendungen für Climatix umfassen vordefinierte Überwachungs- und Regelungsfunktionen für einen bestimmten Anlagentyp.

Funktionen:

OEM-Kunden erhalten Standardanwendungen in Form ladbarer Dateien. Sie können über eine SD-Karte in den Regler geladen werden.

Eine Bedieneinheit mit grafischer Benutzerschnittstelle ermöglicht die Zuordnung von Ein- und Ausgängen zur jeweiligen Anlage sowie die Auswahl, Konfiguration und Parametrierung der benötigten Funktionen.

Standardanwendung AHU v3.x

Die Standardanwendung AHU ist derzeit in Version 3.x verfügbar. Sie enthält alle gängigen Funktionen zur Regelung und Überwachung von Klimaanlage (Air Handling Units). Das folgende Diagramm bietet einen Überblick über wählbare Messwerte und Regelungsgeräte:

BACnet Objekte

Der oben erwähnte Satz ladbarer Dateien enthält auch eine Mapping-Datei für die Integration in ein übergeordnetes Gebäudeautomations- und Regelungssystem mit Hilfe eines Kommunikationsmoduls. Der Climatix Regler übernimmt automatisch die für die Integration erforderlichen BACnet Objekte gemäß den zuvor konfigurierten und parametrisierten Anlagendaten und Funktionen.

In den folgenden Tabellen sind alle von der Standardanwendung unterstützten BACnet-Objekte aufgeführt.
AHU v3.x.



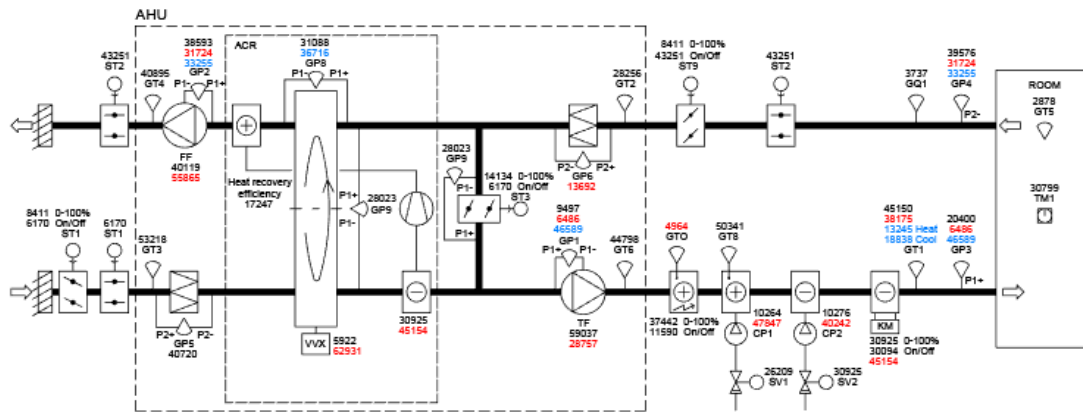
Auf BACnet sind nur die Objekte für die aktivierten Funktionen und I/O vorhanden.

Beispiele für nützliche BACnet Objekte

Für eine pdf-Datei in voller Größe klicken Sie auf den Bildtitel (Link). Oder siehe Website von IV Produkt.

Die pdf-Datei kann heruntergeladen werden. Sie können dann Modbus-Adressen usw. kopieren.

BACnet-Objektadressen für AHU allgemein, Beispiele



Status and alarm

- 6080 Actual operating mode
- 26279 Actual fan step
- 31604 Manual operation (terminal service switch)
- 30799 External control (Dig. input, timer switch)
- 24616 0=Winter (Supply air temp. control)
1=Summer (Room/Exhaust temp. control)

- 46769 Alarm class Danger (A)
- 42640 Alarm class Critical (A)
- 36643 Alarm class Low (B)
- 34514 Alarm class Warning (C)


Black	Value/Status
Green	Setpoint/Command
Red	Alarm
Blue	Actual setpoint-value

Setpoints

- 8442 BMS control unit (override internal time switch program)
- 22817 Setpoint heating
- 65251 Deadzone (creates cooling setpoint, Ex 21°C + 2°C = 23°C)
- 7969 Supply temp. compensation (Exhaust/Supply alternative)
- 52572 Supply fan setpoint step 1 (low) TF (% Pa, l/s)
- 22144 Supply fan step 2 (normal) TF (% Pa, l/s)
- 8244 Supply fan step 3 (high) TF (% Pa, l/s)
- 45030 Exhaust fan setpoint step 1 (low) FF (% Pa, l/s)
- 13370 Exhaust fan step 2 (normal) FF (% Pa, l/s)
- 17038 Exhaust fan step 3 (high) FF (% Pa, l/s)
- 22649 Setpoint air quality, CO₂
- 39130 Alarm reset
- 26514 Fire Alarm
- 9964 Emergency stop input

Energy Watch

- 12177 SFP-Value
- 39394 Heat recovery Actual rec. power (KW)
- 35632 Heat recovery day (kWh)
- 43587 Heat recovery month (kWh)
- 10992 Heat recovery year (MWh)
- 51997 Heat recovery last year (MWh)
- 46842 Added heat Actual Power (kW)
- 43989 Added heat Energy today (kWh)
- 22890 Added heat Energy month (kWh)
- 55769 Added heat Energy year (MWh)
- 15713 Added heat Energy last year (MWh)
- 49812 Fans Actual Power (kW)
- 11618 Fans Energy added today (kWh)
- 16232 Fans Energy added month (kWh)
- 49115 Fans Energy added year (MWh)
- 13057 Fans Energy added last year (MWh)



3 BACnet Objekte von AHU v3.x

3.1 Allgemeines

Zweck

In diesem Abschnitt werden die in der jeweiligen Anwendung verfügbaren BACnet Objekte beschrieben, siehe Kapitel 1.2 „Before you start“ unter „Gültigkeit“.

Vorhandene Objekte

Alle vorhandenen BACnet-Objekte für die jeweilige Einheit befinden sich in den EDE-Dateien. Im Integrationsleitfaden finden Sie eine Anleitung zum Exportieren der EDE-Dateien.

3.2 BACnet Objekttypen

Übersicht

Achten Sie besonders auf den BACnet-Standard sowie darauf, welche Objekttypen und Eigenschaften sowohl auf der Climatix- als auch auf der Client-Seite unterstützt werden.

Diese Anwendung unterstützt die unten aufgeführten Objekttypen:

Objekttyp	Unterstützt	Kann dynamisch erstellt werden	Kann dynamisch gelöscht werden
Analog Input	<input checked="" type="checkbox"/>	<input type="checkbox"/>	<input type="checkbox"/>
Analog Output	<input checked="" type="checkbox"/>	<input type="checkbox"/>	<input type="checkbox"/>
Analog Value	<input checked="" type="checkbox"/>	<input type="checkbox"/>	<input type="checkbox"/>
Binary Input	<input checked="" type="checkbox"/>	<input type="checkbox"/>	<input type="checkbox"/>
Binary Output	<input checked="" type="checkbox"/>	<input type="checkbox"/>	<input type="checkbox"/>
Binary Value	<input checked="" type="checkbox"/>	<input type="checkbox"/>	<input type="checkbox"/>
Calendar	<input checked="" type="checkbox"/>	<input type="checkbox"/>	<input type="checkbox"/>
Command	<input type="checkbox"/>	<input type="checkbox"/>	<input type="checkbox"/>
Device	<input checked="" type="checkbox"/>	<input type="checkbox"/>	<input type="checkbox"/>
Event Enrollment	<input type="checkbox"/>	<input type="checkbox"/>	<input type="checkbox"/>
File	<input type="checkbox"/>	<input type="checkbox"/>	<input type="checkbox"/>
Group	<input type="checkbox"/>	<input type="checkbox"/>	<input type="checkbox"/>
Loop	<input type="checkbox"/>	<input type="checkbox"/>	<input type="checkbox"/>
Multi-State Input	<input checked="" type="checkbox"/>	<input type="checkbox"/>	<input type="checkbox"/>
Multi-State Output	<input checked="" type="checkbox"/>	<input type="checkbox"/>	<input type="checkbox"/>
Multi-State Value	<input checked="" type="checkbox"/>	<input type="checkbox"/>	<input type="checkbox"/>
Notification Class	<input checked="" type="checkbox"/>	<input type="checkbox"/>	<input type="checkbox"/>
Program	<input type="checkbox"/>	<input type="checkbox"/>	<input type="checkbox"/>
Schedule	<input checked="" type="checkbox"/>	<input type="checkbox"/>	<input type="checkbox"/>
Averaging	<input type="checkbox"/>	<input type="checkbox"/>	<input type="checkbox"/>
Trend Log	<input type="checkbox"/>	<input type="checkbox"/>	<input type="checkbox"/>
Life-Safety-Point	<input type="checkbox"/>	<input type="checkbox"/>	<input type="checkbox"/>
Life-Safety-Zone	<input type="checkbox"/>	<input type="checkbox"/>	<input type="checkbox"/>
Accumulator	<input type="checkbox"/>	<input type="checkbox"/>	<input type="checkbox"/>
Pulse-Converter	<input type="checkbox"/>	<input type="checkbox"/>	<input type="checkbox"/>

Beschreibung

Eine detaillierte Beschreibung der einzelnen Objekttypen finden Sie im folgenden Basisdokument: CB1P3939en „BACnet Protocol Implementation Conformance Statement (PICS)“

3.3 BACnet Objekte

Einführung

Normalerweise kann entweder der Objektname oder die Objektinstanz als BACnet-Referenz verwendet werden.

3.3.1 Typ Analog input, Nr. 0

Analog input, object name	Object instance	Object description	LOL	HIL	Dim	Release
SupplyTmp	45150	Supply air temp	-64.0	99.0	°C	
RoomTmp	60643	Room temperature	-64.0	64.0	°C	
RoomTmp2	51635	Room temperature 2	-64.0	64.0	°C	
RmUTmp1	33923	Roomunit 1 temp	-64.0	64.0	°C	
RmUTmp2	46304	Roomunit 2 temp	-64.0	64.0	°C	
ReturnAirTmp	28256	Exhaust air temp	-64.0	99.0	°C	
OutTmp	53218	Outside air temp	-64.0	64.0	°C	
HtgFrstTmp	50341	Heating frost temp	5.0	99.0	°C	
HrecIceTemp	33725	Heat recovery Cold corner	-64.0	99.0	°C	v2.14.xx
HrecWtrTmp	12446	Heat recovery water temp	-2.0	64.0	°C	
ExhaustTmp	40895	Extract air temp	-60.0	64.0	°C	
HPExhaustTmp	50359	Heat Pump Extract temp	-10.0	64.0	°C	
HrecSupplyTmp	44798	Heat recovery supply air temp	-64.0	64.0	°C	
ExtraSupplyTmp	20915	Supply temp Ex seq	-64.0	64.0	°C	
ExtraRmRtTmp	39209	Room/Return air temperature 2	-64.0	64.0	°C	
ExtraFrstTmp	4854	Heating 2 frost temp	5.0	95.0	°C	
FPPoolTmp	24571	FlexoPool Pool temp	-64.0	64.0	°C	
FrcdGrp1Tmp	11707	Forcegroup 1 Temperature	-64.0	64.0	°C	v2.04.xx
FrcdGrp2Tmp	46695	Forcegroup 2 Temperature	-64.0	64.0	°C	v2.04.xx
SupplyPrs	20400	Supply air pressure	0.0	5000.0	Pa	
ReturnPrs	39576	Exhaust air pressure	0.0	5000.0	Pa	
SupplyFlow	9497	Supply air flow	0.0	40000.0	l/s	
ReturnFlow	38593	Exhaust air flow	0.0	20000.0	l/s	
HrecFrstPrs	39125	Heat recovery frost pressure	0.0	5000.0	Pa	
BalPrs	28023	Pressure balance	0.0	5000.0	Pa	v2.04.xx
SplyFilAlm	40720	Supply filter alarm	0.0	5000.0	Pa	v2.14.xx
ExhFilAlm	13692	Extract filter	0.0	5000.0	Pa	v2.14.xx
SupplyHum	53018	Supply air humidity relative	0.0	100.0	%rH	
RoomHum	37799	Room humidity relative	0.0	100.0	%rH	
OutHum	45222	Outside air humidity relative	0.0	100.0	%rH	
AirQuality	3737	Air quality	0.0	3000.0	ppm	
FrcdGrp1Co2	58796	FrcdGrp1 Co2	0.0	3000.0	ppm	v2.04.xx
FrcdGrp2Co2	32368	FrcdGrp2 Co2	0.0	3000.0	ppm	v2.04.xx
ExtSetpointSpv	12205	External setpoint	-6.0	6.0	°C	

ExtSignalHome	1541	External Signal Home	0.0	110.0	%	v2.14.xx
AuxTmp	115	Auxiliary temp	-64.0	64.0	°C	
AuxActvSignal	38580	Auxiliary activation signal	-99.0	10000.0		v2.04.xx
AuxTmp1	21874	Auxiliary temp 1	-64.0	99.0	°C	v2.14.xx

Analog input, objectname	Object instance	Object description	LOL	HIL	Dim	Release
SplyFan_FanSpeed	48513	Supply fan A speed	-200.0	5000.0	rpm	v.3.10.xx
SplyFan_MaxSpeed	64587	Supply fan A max speed	-200.0	5000.0	rpm	v.3.10.xx
SplyFan_DCL Voltage	33830	Supply fan A DC-link voltage	-10000.0	10000.0	V	v.3.10.xx
SplyFan_DCL Current	56927	Supply fan A DC-link current	-10000.0	10000.0	A	v.3.10.xx
SplyFan_Power	39978	Supply fan A Actual power	-10000.0	10000.0	W	v.3.10.xx
SplyFan_ModTemp	28696	Supply fan A Power module temp.	-100.0	100.0	°C	v.3.10.xx
SplyFan_Op Time	8364	Supply fan A Motor runtime	-64.0	100000.0		v.3.10.xx
SplyFan_Op TimeHH	16169	Supply fan A Motor runtime HH	-64.0	100000.0	hrs	v.3.10.xx
SplyFan_Op TimeMM	36985	Supply fan A Motor runtime mm	-64.0	64.0		v.3.10.xx
SplyFan2_FanSpeed	27680	Supply fan B speed	-200.0	5000.0	rpm	v.3.44.xx
SplyFan2_MaxSpeed	11754	Supply fan B max speed	-200.0	5000.0	rpm	v.3.44.xx
SplyFan2_DCL Voltage	2043	Supply fan B DC-link voltage	-10000.0	10000.0	V	v.3.44.xx
SplyFan2_DCL Current	23938	Supply fan B DC-link current	-10000.0	10000.0	A	v.3.44.xx
SplyFan2Power	64936	Supply fan B Actual power	-10000.0	10000.0	W	v.3.44.xx
SplyFan2_ModTemp	63945	Supply fan B Power module temp.	-100.0	100.0	°C	v.3.44.xx
SplyFan2_Op Time	56875	Supply fan B Motor runtime	-64.0	100000.0		v.3.44.xx
SplyFan2_Op TimeHH	61064	Supply fan B Motor runtime HH	-64.0	100000.0	hrs	v.3.44.xx
SplyFa2n_Op TimeMM	16856	Supply fan A Motor runtime mm	-64.0	64.0		v.3.44.xx
ExhFan_FanSpeed	41627	Exhaust fan A speed	-200.0	5000.0	rpm	v.3.10.xx
ExhFan_MaxSpeed	58193	Exhaust fan A max speed	-200.0	5000.0	rpm	v.3.10.xx
ExhFan_DCL Voltage	9232	Exhaust fan A DC-link voltage	-10000.0	10000.0	V	v.3.10.xx
ExhFan_DCL Current	32361	Exhaust fan A DC-link current	-10000.0	10000.0	A	v.3.10.xx
ExhFan_Power	42634	Exhaust fan A Actual power	-10000.0	10000.0	W	v.3.10.xx
ExhFan_ModTemp	12204	Exhaust fan A Power module temp.	-100.0	100.0	°C	v.3.10.xx
ExhFan_Op Time	6069	Exhaust fan A Motor runtime	-64.0	100000.0		v.3.10.xx
ExhFan_Op TimeHH	8243	Exhaust fan A Motor runtime HH	-64.0	100000.0	hrs	v.3.10.xx
ExhFan_Op TimeMM	36707	Exhaust fan A Motor runtime mm	-64.0	64.0		v.3.10.xx

Analog input, object name	Object instance	Object description	LOL	HIL	Dim	Release
ExhFan2_FanSpeed	38398	Exhaust fan B speed	-200.0	5000.0	rpm	v3.44.xx
ExhFan2_MaxSpeed	54324	Exhaust fan B max speed	-200.0	5000.0	rpm	v3.44.xx
ExhFan2_DCLVoltage	33809	Exhaust fan B DC-link voltage	-10000.0	10000.0	V	v3.44.xx
ExhFan2_DCLCurrent	56936	Exhaust fan B DC-link curren	-10000.0	10000.0	A	v3.44.xx
ExhFan2Power	51889	Exhaust fan B Actual power	-10000.0	10000.0	W	v3.44.xx
ExhFan2_ModTemp	59091	Exhaust fan B Power module temp.	-100.0	100.0	°C	v3.44.xx
ExhFan2_OpTime	33183	Exhaust fan B Motor runtime	-64.0	100000.0		v3.44.xx
ExhFan2_OpTimeHH	5974	Exhaust fan B Motor runtime HH	-64.0	100000.0	hrs	v3.44.xx
ExhFan2_OpTimeMM	47110	Exhaust fan B Motor runtime mm	-64.0	64.0		v3.44.xx
Room1Tmp	27321	Temp. room 1	-64.0	64.0	°C	v.3.40.xx
Room2Tmp	61797	Temp. room 2	-64.0	64.0	°C	v.3.40.xx
Room3Tmp	34769	Temp. room 3	-64.0	64.0	°C	v.3.40.xx
Room4Tmp	55036	Temp. room 4	-64.0	64.0	°C	v.3.40.xx
Room5Tmp	41032	Temp. room 5	-64.0	64.0	°C	v.3.40.xx
Room6Tmp	15252	Temp. room 6	-64.0	64.0	°C	v.3.40.xx
Room7Tmp	19744	Temp. room 7	-64.0	64.0	°C	v.3.40.xx
Room1Hum	5629	Humidity room 1	0.0	100.0	%rH	v.3.40.xx
Room2Hum	36385	Humidity room 2	0.0	100.0	%rH	v.3.40.xx
Room3Hum	63637	Humidity room 3	0.0	100.0	%rH	v.3.40.xx
Room4Hum	43448	Humidity room 4	0.0	100.0	%rH	v.3.40.xx
Room5Hum	57100	Humidity room 5	0.0	100.0	%rH	v.3.40.xx
Room6Hum	17616	Humidity room 6	0.0	100.0	%rH	v.3.40.xx
Room7Hum	12900	Humidity room 7	0.0	100.0	%rH	v.3.40.xx
AirQualit2	28383	Air quality 2	0.0	3000.0	ppm	v3.10.xx
AirQualit3	32510	Air quality 3	0.0	3000.0	ppm	v3.10.xx
AirQualit4	3609	Air quality 4	0.0	3000.0	ppm	v3.10.xx
AirQuality2Snsr1	25568	Air quality 2 Sensor 1	0.0	3000.0	rpm	v3.24.xx
Room1AirQ	9080	Air quality room 1	0.0	3000.0	ppm	v.3.40.xx
Room2AirQ	52650	Air quality room 2	0.0	3000.0	ppm	v.3.40.xx
Room3AirQ	26619	Air quality room 3	0.0	3000.0	ppm	v.3.40.xx
Room4AirQ	47	Air quality room 4	0.0	3000.0	ppm	v.3.40.xx
Room5AirQ	43646	Air quality room 5	0.0	3000.0	ppm	v.3.40.xx
Room6AirQ	17580	Air quality room 6	0.0	3000.0	ppm	v.3.40.xx
Room7AirQ	61181	Air quality room 7	0.0	3000.0	ppm	v.3.40.xx
ExhFanExtSpv	61683	External setpoint Exhaust fan	-155000.0	155000.0		v.3.40.xx
SplyFanExtSpv	16935	External setpoint Supply fan	-155000.0	155000.0		v.3.40.xx
AuxTmp2	25873	Aux.Temp. 2	-64.0	64.0	°C	v3.24.xx
AuxTmp3	30000	Aux.Temp. 3	-64.0	64.0	°C	v3.24.xx
AuxTmp4	1495	Aux.Temp. 4	-64.0	64.0	°C	v3.24.xx
AuxTmp5	5622	Aux.Temp. 5	-64.0	64.0	°C	v3.24.xx
AuxTmp6	9621	Aux.Temp. 6	-64.0	64.0	°C	v3.24.xx

Analog input, objectname	Object instance	Object description	LOL	HIL	Dim	Release
SupplyFlow_m3/s	6005	SupplyFlow m3/s	0.0	40000.0	m3/s	v.3.50.xx
SupplyFlow_m3/h	46127	SupplyFlow m3/h	-200.0	150000.0	m3/h	v.3.50.xx
ExhaustFlow_m3/s	64089	ReturnFlow m3/s	0.0	40000.0	m3/s	v.3.50.xx
ExhaustFlow_m3/h	22787	ReturnFlow m3/h	-200.0	150000.0	m3/h	v.3.50.xx

3.3.2 Typ Analog output, Nr. 1

Analog output, object name	Object instance	Object description	LOL	HIL	Dim	Release
BallanceControlPos	8411	Pressure balance damper	0	100	%	
ForceGroup 1Pos	64285	Damper Forc grp 1	0	100	%	
ForceGroup 2Pos	5583	Damper Forc grp 2	0	100	%	
SplyFanVarPos	59037	Supply fan	0	100	%	
ExhFanVarPos	40119	Exhaust fan	0	100	%	
HumidityCtrlPos	39618	Humidity	0	100	%	
FPDmprPos	28825	FlexoPool damper output signal	0	100	%	
ElectricalHtgPos	37442	Electrical heating	0	100	%	
HrecDampPos	42156	Heat recovery damper	0	100	%	
HrecPos	5922	Heat recovery	0	100	%	
HrecS1Pos	11521	Heat recovery output signal S1	0	100	%	v2.04.xx
HrecS2Pos	46813	Heat recovery output signal S2	0	100	%	v2.04.xx
CoolingPos	30925	Cooling	0	100	%	
HeatingPos	26209	Heating	0	100	%	
ExtraElHtgPos	45777	Electrical heating 2	0	100	%	
ExtraClgPos	60283	Cooling 2	0	100	%	
ExtraHtgPos	46994	Heating 2	0	100	%	
AuxOutput	22813	Auxiliary A output fan	0	100	%	

3.3.3 Typ Analog value, Nr. 2

Analog values, object name	Object instance	Object description	LOL	HIL	Dim	Release
ValidRoomTmp	2878	Actual room temp			°C	
ExtControlDlyOfTm	4853	External control off delay			hrs	
NightCoolRmSpv	7412	Night cooling room setpoint			°C	
NightCoolRmHys	17755	Night cooling room hysteres			°C	
NightCoolMinOutTmp	4465	Night cooling min outtemp			°C	
NightCoolOnDiff	1475	Night cooling on delta			°C	
TmpStartHtgStrt	32003	Temp start heating start			°C	
TmpStartHtgSpv	105729	Temp start heating setpoint			°C	
TmpStartClgStrt	8682	Temp start cooling start			°C	
TmpStartClgSpv	22740	Temp start cooling setpoint			°C	
BoostRmSpv	13266	Boost room temp setpoint			°C	Removed after v3.44.xx
BoostPreStrtTm	3510	Boost compensation time			min	Removed after v3.44.xx
BoostHtgSpv	27113	Boost start heating setpoint			°C	Removed after v3.44.xx
BoostClgSpv	44092	Boost start cooling setpoint			°C	Removed after v3.44.xx
BalPrsSp	22141	Pressure balance setpoint			Pa	v2.04.xx
FrcdGrp1Co2Spv	580	Forcegroup 1 Co2 Setpoint			ppm	v2.04.xx
FrcdGrp1TmpSpv	6134	Forcegroup 1 temp Setpoint			°C	v2.04.xx
FrcdGrp2Co2Spv	56006	Forcegroup 2 Co2 Setpoint			ppm	v2.04.xx
FrcdGrp2TmpSpv	53108	Forcegroup 2 temp Setpoint			°C	v2.04.xx
SlaveOffset	24823	Fan slave offset			l/s	
SuCmpFanPrVal	8596	Actual summer compensation fan			%	
WiCmpFanPrVal	50290	Actual winter compensation fan			%	
SplyFanSpvSt1Spv	52572	Supply fan step 1 setpoint	0.0	40000		
SplyFanSpvSt2Spv	22144	Supply fan step 2 setpoint	0.0	40000		
SplyFanSpvSt3Spv	8244	Supply fan step 3 setpoint	0.0	40000		
SplyFanSpvMaxForce	25092	Supply fan max force	0.0	39910		
ExhFanSpvSt1Spv	45030	Exhaust fan step 1 setpoint	0.0	5000		
ExhFanSpvSt2Spv	13370	Exhaust fan step 2 setpoint	0.0	5000		
ExhFanSpvSt3Spv	17038	Exhaust fan step 3 setpoint	0.0	5000		
ExhFanSpvMaxForce	2525	Exhaust fan max force	0.0	4910		
SplyFanActVal	56628	Actual value supply fan				

Analog values, object name	Object instance	Object description	LOL	HIL	Dim	Release
ExhFanActVal	59694	Actual value exhaust fan				
SplyFanActSpv	46589	Actual supply fan setpoint				
SplyFanDevAlmMaxDev	57203	Max deviation supply fan				
ExhFanActSpv	33255	Actual exhaust fan setpoint				
ExhFanDevAlmMaxDev	56254	Max deviation exhaust fan				
SplyVol	28478	Supply Air Volume	-64	10000		v2.04.xx
AirQSpv	22649	Air quality setpoint			ppm	
SensibleEffect	25817	SensibleEffect Eff			kW	v2.14.xx
AirQCmpPrVal	10236	Actual airquality compensation			%	
SplyEnth	29558	Supply air enthalpy			kJ/kg	
SplyHumAbs	13958	Supply air humidity absolute			g/kg	
RmEnth	61369	Room/Return enthalpy			kJ/kg	
RmHumAbs	17315	Room/Exhaust humidity absolute			g/kg	
HumSpvRelSpv	2194	Humidity setpoint relative			%rH	
HumSpvRelDz	37532	Humidity deadzone relative			%rH	
HumSpvRelSpvDehum	11342	Dehumidity setpoint relative	0.0	100.0		
HumSpvRelSpvHum	10627	Humidity setpoint relative	0.0	100.0		
HumSpvAbsSpv	20105	Humidity setpoint absolute			g/kg	
HumSpvAbsDz	61029	Humidity deadzone absolute			g/kg	
HumSpvAbsSpvDehum	62747	Dehumidity setpoint absolute	100.0	0.0		
HumSpvAbsSpvHum	22791	Humidity setpoint absolute	100.0	0.0		
FlexopoolForceMinRunTm	40497	ForceMinRunTm			min	
FlexopoolForceEconStart	49868	ForceEconStart			%rH	
FlexopoolForceComfStDiff	48706	ForceComfStDiff			%rH	
FlexopoolForceHysteres	49842	ForceHysteres			%rH	
FlexopoolHumSpvOutTmp1	42388	Flexopool humidity setpoint outdoor temp 1			°C	
FlexopoolHumSpvSpvDehum1	62369	Flexopool humidity setpoint, setpoint dehumidity 1			%rH	
FlexopoolHumSpvOutTmp2	38391	Flexopool humidity setpoint outdoor temp 2			°C	
FlexopoolHumSpvSpvDehum2	50114	Flexopool humidity setpoint, setpoint dehumidity 2			%rH	
FlexopoolMinFreshAir	55495	Flexopool.MinFresh Air			%	
FlexopoolLowFreshAir	57875	LowFreshAir			%	
FlexopoolEcMinFreshAir	28827	Flexopool.MinFreshAir economy			%	v2.04.xx
HumMaxCtrlMaxSpv	57438	Supply humidity max setpoint			%rH	
ActCascSpvHum	58111	Actual supply humidity setpoint (when use of cascade control)			%rH	

Analog values, object name	Object instance	Object description	LOL	HIL	Dim	Release
ActCascSpvDeh	50248	Actual supply dehumidity setpoint (when use of cascade control)			%rH	
ActMainSpvHum	40393	Actual humidity setpoint, Main (depending on actual controlmode)			%rH	
ActMainSpvDeh	47998	Actual dehumidity setpoint, Main (depending on actual controlmode)			%rH	
ActCtrlValHum	38385	Actual controlled humidity			%rH	
DewpointDz	41175	Dew point dead zone			°C	
Dewpoint	21292	Dew point	-64.0	64.0		
FanCmpHumSpv	53848	Fan compensation humidity setpoint			%rH	
FanCmpHumPrVal	15399	Actual fan compensation humidity			%	
DeHumidityPrVal	18150	Actual dehumidity value			%rH	
SplyHumDevAlmMaxDev	22230	Max deviation supply humidity			%rH	
RmHumDevAlmMaxDev	39703	Max deviation room humidity			%rH	
OutEnth	57226	Outside air enthalpy			kJ/kg	
OutHumAbs	16390	Outside air humidity absolute			g/kg	
TmpSpvRtTmp1	47485	Exh air temp setpoint 1			°C	
TmpSpvSplyDiff1	63237	Supply temp delta 1			°C	
TmpSpvRtTmp2	35102	Exh air temp setpoint 2			°C	
TmpSpvSplyDiff2	51046	Supply temp delta 2			°C	
TmpSpvCoSpv	55992	Comfort temp setpoint			°C	
TmpSpvCoDz	65251	Comfort temp deadzone			°C	
TmpSpvCoSpvClg	8970	Comfort cooling setpoint	23.0	99.0		
TmpSpvCoSpvHtg	22817	Comfort heating setpoint	-64.0	99.0		
TmpSpvEcSpv	22543	Economy temp setpoint			°C	
TmpSpvEcDz	44059	Economy temp deadzone			°C	
TmpSpvEcSpvClg	61866	Economy cooling setpoint	0.0	99.0		
TmpSpvEcSpvHtg	35713	Economy heating setpoint	-64.0	99.0		
SuCmpTmpDta	34417	Summer compensation temp delta			K	
SuCmpTmpPrVal	41033	Actual summer compensation temp			°C	
WiCmpTmpDta	11601	Winter compensation temp delta			K	
WiCmpTmpPrVal	17839	Actual winter compensation temp			°C	
SwthcSplyCmp	7989	Summer/winter supply compensation			°C	
MinPoolDiff	32379	MinPoolDiff			°C	
TmpCascHighLmt	14826	Supply temp max setpoint			°C	v2.14.xx
TmpCascLowLmt	59590	Supply temp min setpoint			°C	v2.14.xx

Analog values, object name	Object instance	Object description	LOL	HIL	Dim	Release
CascFlowLmtMaxDevLmt	57930	Draught heating max deviation			°C	
CascFlowLmtMinDevLmt	27342	Draught cooling max deviation			°C	
FlowClgStop	44153	Flow Cooling Stop			l/s	v2.14.xx
FlowClgStart	19990	Flow Cooling Start			l/s	v2.14.xx
ActCtrlVal	52988	Actual controlled temp			°C	
HrecPrsFrstSpv	2152	Heat recovery frost setpoint step 1			Pa	
HrecPrsFrstSpvStBy	55606	Heat recovery frost setpoint step 2			Pa	
HrecToaDewPActiv	558	Heat recovery Dew point Activation Outside temp			°C	v2.14.xx
HrecDewPointDz	23404	Heat recovery Dew point Deadzone			°C	v2.14.xx
HrDewPoint	1776	Heat recovery Dew point	-64.0	64.0		v2.14.xx
HrecActDewPoint	3738	Heat recovery Dew point Activation Setpoint.	-64.0	64.0		v2.14.xx
OutTmpForceHrecMinLmt	25551	Min signal Heat recovery.			%	v2.14.xx
DeFrstMxSpd	28660	Max speed defrost			%	
FanHPHIL	8242	Max decrease setpoint.			%	v3.44.xx
FanCmpHtgDz	41346	Fan heating deadzone			°C	
FanCmpClgDz	54041	Fan cooling deadzone			°C	
FanCmpTmpSpv	59241	Fan compensation temp setpoint			°C	
FanCmpTmpPrVal	9430	Actual fan compensation temp			%	
ExtraSpv	58349	Extra sequence setpoint			°C	
ExtraDz	1172	Extra sequence deadzone			°C	
ExSwTchSplyCmp	2021	Su/wi sply comp Ex seq			°C	
ExCascFlowLmtMaxDevLmt	44718	Heating max deviation Ex seq			°C	
ExCascFlowLmtMinDevLmt	9770	Cooling max dev Ex seq			°C	
ExActCascSpvHtg	13245	Actual supply heating setpoint 2 (when use of cascade control)			°C	
ExActCascSpvClg	18838	Actual supply cooling setpoint 2 (when use of cascade control)			°C	
ExActMainSpvHtg	19595	Actual heating setpoint 2, Main (depending on actual control mode)			°C	
ExActMainSpvClg	13984	Actual cooling setpoint 2, Main (depending on actual control mode)			°C	
ExActCtrlVal	34825	Actual controlled temp Ex seq			°C	
ActCascSpvHtg	28804	Actual supply heating setpoint (when use of cascade control)			°C	
ActCascSpvClg	2735	Actual supply cooling setpoint (when use of cascade control)			°C	

Analog values, object name	Object instance	Object description	LOL	HIL	Dim	Release
ActMainSpvHtg	4018	Actual heating setpoint (depending on actual controlmode)			°C	
ActMainSpvClg	30105	Actual cooling setpoint (depending on actual control mode)			°C	
TmpMinMaxCtrlMaxSpv	2907	Supply temp max setpoint	17.0	50.0		-> v3.44.xx
TmpMinMaxCtrlMinSpv	13640	Supply temp min setpoint	10.0	49.0		-> v3.44.xx
HrecDampminFrshAir	41552	Min fresh air			%	
HrecDampRec	14134	Heat recovery damper recovery value			%	
HrecFrstSpv	51620	Heat recovery frost setpoint			°C	
DefrostCyc	6773	Cycle time, dampers			min	v2.04.xx
DefrostP2	5343	Size konstant P2				v2.04.xx
DefrostP1	9404	Size konstant P1				v2.04.xx
DefrostTmDiff	58082	Min time defrost			min	v2.04.xx
DefrostP0	13469	Size konstant P0				v2.04.xx
DefrostTmStp	4093	Time stop heat recovery			min	v2.04.xx
DefrostOutTmpRed	52346	Out Temp reduced heat recovery			°C	v2.04.xx
DefrostOutTmpAct	28382	Out Temp block defrost			°C	v2.04.xx
DefrostStartSp	62433	Start defrosting			%	v2.04.xx
DefrostStopSp	64177	Stop defrosting			%	v2.04.xx
NrmPrs	64168	Home Normal Pressure calculated			Pa	v2.04.xx
ActStartPrs	41115	Home Actual start pressure defrost			Pa	v2.04.xx
ActStopPrs	36716	Home Actual stop pressure defrost			Pa	v2.04.xx
HPrs	15683	High pressure Hrec.	-64.0	35.0		v2.04.xx
ActPrs	31088	Act.pressure over VVX			Pa	v2.04.xx
DefrostMinDmpSp	24228	Min VVX Setpoint			%	v2.14.xx
DefrostToaX1	21054	Outside air temp X1			°C	v2.14.xx
DefrostDmpPosY1	53766	Heat recovery Y1			%	v2.14.xx
DefrostToaX2	25181	Outside air temp X2			°C	v2.14.xx
DefrostDmpPosY2	57957	Heat recovery Y2			%	v2.14.xx
DefrostRedDmpSp	28347	Red. VVX defrost.			%	v2.14.xx
DefrostDefrostSp	3259	VVX defrosting			%	v2.04.xx
CoolingOffTmp	16471	Cooling disable outside temp			°C	
FanHtgPrVal	49915	Actual fan heating value			%	
FanClgPrVal	58670	Actual fan cooling value			%	
HeatingFrstSpv	35635	Heating frost setpoint			°C	
HeatingFrstSpvStBy	12781	Heating standby setpoint			°C	
HeatingPreHtgX1	23412	Pre heating outside temp X1			°C	
HeatingPreHtgY1	26693	Pre heating position Y1			%	
HeatingPreHtgX2	27415	Pre heating outside temp X2			°C	
HeatingPreHtgY2	22566	Pre heating position Y2			%	
SplyTmpDevAlmMaxDev	9756	Max deviation supply temp			°C	

Analog values, object name	Object instance	Object description	LOL	HIL	Dim	Release
RtRmTmpDevAlmMaxDev	61586	Max deviation room temp			°C	
ExtraClgOffTmp	54677	Cooling 2 disable outside temp			°C	
HPFrstCtrlrAirSpv	12259	FlexoPool Heat Pump frost protection air setpoint			°C	
HPFrstCtrlrWtrSpv	60794	FlexoPool Heat Pump frost protection water setpoint			°C	
ExtraHtgFrstSpv	4625	Heating 2 frost setpoint			°C	
ExtraHtgFrstSpvStBy	60579	Heating 2 standby setpoint			°C	
ExtraHtgPreHtgX1	27620	Heating 2 Pre heating outside temp X1			°C	
ExtraHtgPreHtgY1	22741	Heating 2 Pre heating position Y1			%	
ExtraHtgPreHtgX2	23431	Heating 2 Pre heating outside temp X2			°C	
ExtraHtgPreHtgY2	26806	Heating 2 Pre heating position Y2			%	
HrecEffEff	17247	Heat recovery efficiency	50.0	101.0		
AuxTmpSp1	29887	Aux.Temp 1 Setpoint 1			°C	v2.14.xx
AuxTmpSp2	17628	Aux.Temp 1 Setpoint 2			°C	v2.14.xx
SuWiSwchCheckOutTmp Dampd	24338	Outside air temp damped			°C	
RoomUnitsOccTm	1206	Roomunit presence time			hrs	
RoomUnitsActSpvShift	15285	Actual roomunit setpoint			°C	
CG_EM24_1ActPower	40280	EM24 Energy actual power			W	v3.40.xx
CG_EM24_1AvePower	36000	EM24 Energy average power			W	v3.40.xx
CG_EM24_1TotEnergy	61249	EM24 Energy total			kWh	v3.40.xx
CG_EM24_1ParEnergy	19610	EM24 Energy partial			kWh	v3.40.xx
CG_EM24_1OpHours	49048	EM24 Energy operation hours			hrs	v3.40.xx
RoomTmpCOM	1882	Room temperature - Value communication.			°C	
RoomTmp2COM	1883	Room temperature 2 - Value communication.			°C	
OutTmpCOM	1881	Outside air temp - Value communication.			°C	
FPPoolTmpCOM	1885	FP Pool Temp - Value communication.			°C	
Room1TmpCOM	1920	Temp. room 1 - Value communication.			°C	
Room2TmpCOM	1921	Temp. room 2 - Value communication.			°C	
Room3TmpCOM	1922	Temp. room 3 - Value communication.			°C	
Room4TmpCOM	1923	Temp. room 4 - Value communication.			°C	
Room5TmpCOM	1924	Temp. room 5 - Value communication.			°C	
Room6TmpCOM	1925	Temp. room 6 - Value communication.			°C	
Room7TmpCOM	1932	Temp. room 7 - Value communication.			°C	

RoomHumCOM	1889	Room humidity relative - Value communication.			%rH	
OutHumCOM	1888	Outside air humidity relative - Value communication.			%rH	
Room1HumCOM	1926	Humidity room 1 - Value communication.			%rH	
Room2HumCOM	1927	Humidity room 2 - Value communication.			%rH	
Room3HumCOM	1928	Humidity room 3 - Value communication.			%rH	
Room4HumCOM	1929	Humidity room 4 - Value communication.			%rH	
Room5HumCOM	1930	Humidity room 5 - Value communication.			%rH	
Room6HumCOM	1931	Humidity room 6 - Value communication.			%rH	
Room7HumCOM	1933	Humidity room 7 - Value communication.			%rH	
ExtSetpointSpvCOM	1884	External setpoint - Value communication.			°C	
PrsBalCtrLoopKp	21836	Balance Controller - Gain (Kp)				
PrsBalCtrLoopTI	21837	Balance Controller - Integral.(Tn)			s	
PrsBalCtrLoopTD	21838	Balance Controller - Derivative.(Tv)			s	
FrcGrp1TmpCtrLoopKp	21960	Force group 1 Temp - Gain (Kp)				v2.04.xx
FrcGrp1TmpCtrLoopTI	21961	Force group 1 Temp - Integral.(Tn)			s	v2.04.xx
FrcGrp1TmpCtrLoopTD	21962	Force group 1 Temp - Derivative.(Tv)			s	v2.04.xx
FrcGrp1Co2CtrLoopKp	21963	Force group 1 Co2 - Gain (Kp)				v2.04.xx
FrcGrp1Co2CtrLoopTI	21964	Force group 1 Co2 - Integral.(Tn)			s	v2.04.xx
FrcGrp1Co2CtrLoopTD	21965	Force group 1 Co2 - Derivative.(Tv)			s	v2.04.xx
FrcGrp2TmpCtrLoopKp	21966	Force group 2 Temp - Gain (Kp)				v2.04.xx
FrcGrp2TmpCtrLoopTI	21967	Force group 2 Temp - Integral.(Tn)			s	v2.04.xx
FrcGrp2TmpCtrLoopTD	21968	Force group 2 Temp - Derivative.(Tv)			s	v2.04.xx
FrcGrp2Co2CtrLoopKp	21969	Force group 2 Co2 - Gain (Kp)				v2.04.xx
FrcGrp2Co2CtrLoopTI	21970	Force group 2 Co2 - Integral.(Tn)			s	v2.04.xx
FrcGrp2Co2CtrLoopTD	21971	Force group 2 Co2 - Derivative.(Tv)			s	v2.04.xx
ExtSetpExhFanCOM	1887	External setpoint Exhaust fan - Value communication.				
ExtSetpSplyFanCOM	1886	External setpoint Supply fan - Value communication.				
SplyFanCtrLoopKp	21845	Supply fan - Gain (Kp)				
SplyFanCtrLoopTI	21846	Supply fan - Integral.(Tn)			s	
SplyFanCtrLoopTD	21847	Supply fan - Derivative ti.(Tv)			s	
ExhFanCtrLoopKp	21848	Exhaust fan - Gain (Kp)				

ExhFanCtrLoopTI	21849	Exhaust fan - Integral.(Tn)			s	
ExhFanCtrLoopTD	21850	Exhaust fan - Derivative.(Tv)			s	
AirQCmpCtrLoopKp	21851	Air quality 1 Control. - Gain (Kp)				v3.40.xx
AirQCmpCtrLoopTI	21852	Air quality 1 Control. - Integral.(Tn)			s	v3.40.xx
AirQCmpCtrLoopTD	21853	Air quality 1 Control. - Derivative.(Tv)			s	v3.40.xx
AirQCmp2CtrLoopKp	21863	Air quality 2 Control. - Gain (Kp)				v3.40.xx
AirQCmp2CtrLoopTI	21864	Air quality 2 Contr. - Integral.(Tn)			s	v3.40.xx
AirQCmp2CtrLoopTD	21865	Air quality 2 Contr. - Derivative.(Tv)			s	v3.40.xx
HumMaxCtrLoopKp	21930	Max supply humidity - Gain (Kp)				
HumMaxCtrLoopTI	21931	Max supply humidity - Integral.(Tn)			s	
HumMaxCtrLoopTD	21932	Max supply humidity - Derivative.(Tv)			s	
FanCmpHumCtrLoopKp	21933	Fan comp humidity - Gain (Kp)				
FanCmpHumCtrLoopTI	21934	Fan comp humidity - Integral.(Tn)			s	
FanCmpHumCtrLoopTD	21935	Fan comp humidity - Derivative.(Tv)			s	
DampCmpHumCtrLoopKp	21936	Heat recovery humidity compensation – Gain (Kp)				
DampCmpHumCtrLoopTI	21937	Heat recovery humidity compensation - Integral.(Tn)			s	
DampCmpHumCtrLoopTD	21938	Heat recovery humidity compansation - Derivative.(Tv)			s	
HumidityCtrLoopKp	21939	Humidifikation – Gain (Kp)				
HumidityCtrLoopTI	21940	Humidifikation - Integral.(Tn)			s	
HumidityCtrLoopTD	21941	Humidifikation - Derivative.(Tv)			s	
DeHumidityCtrLoopKp	21945	Dehumidification – Gain (Kp)				
DeHumidityCtrLoopTI	21946	Dehumidification - Integral.(Tn)			s	
DeHumidityCtrLoopTD	21947	Dehumidification - Derivative.(Tv)			s	
HRecPrsFrstCtrLoopKp	21828	Heat recovery frost pressure - Gain (Kp)				
HRecPrsFrstCtrLoopTI	21829	Heat recovery frost pressure - Integr.(Tn)			s	
HRecPrsFrstCtrLoopTD	21830	Heat recovery frost pressure - Derivative.(Tv)			s	
HRecDewPointCtrLoopKp	21833	Heat recovery Dew Point - Gain (Kp)				v2.14.xx
HRecDewPointCtrLoopTI	21834	Heat recovery Dew Point - Integral.(Tn)			s	v2.14.xx
HRecDewPointCtrLoopTD	21835	Heat recovery Dew Point - Derivative.(Tv)			s	v2.14.xx
FanHPLmtCtrLoopKp	21866	HP Fan heating limit - Gain (Kp)				v3.44.xx

FanHPLmtCtrLoopTI	21867	HP Fan heating limit - Integral.(Tn)			s	v3.44.xx
FanHPLmtCtrLoopTD	21868	HP Fan heating limit - Derivative.(Tv)			s	v3.44.xx
FanCmpTmpCtrLoopKp	21854	Fan compensation temp - Gain (Kp)				
FanCmpTmpCtrLoopTI	21855	Fan compensation temp - Integral.(Tn)			s	
FanCmpTmpCtrLoopTD	21856	Fan compensation temp - Derivative.(Tv)			s	
TmpMaxCtrLoopKp	21839	Max supply temp – Gain (Kp)				Removed after v3.44.xx
TmpMaxCtrLoopTI	21840	Max supply temp - Integral.(Tn)			s	Removed after v3.44.xx
TmpMaxCtrLoopTD	21841	Max supply temp - Derivative.(Tv)			s	Removed after v3.44.xx
TmpMinCtrLoopKp	21842	Min supply temp – Gain (Kp)				Removed after v3.44.xx
TmpMinCtrLoopTI	21843	Min supply temp - Integral.(Tn)			s	Removed after v3.44.xx
TmpMinCtrLoopTD	21844	Min supply temp - Derivative.(Tv)			s	Removed after v3.44.xx
HRecDamperCtrLoopKp	21825	Heat recovery damper - Gain (Kp)				
HRecDamperCtrLoopTI	21826	Heat recovery damper - Integral.(Tn)			s	
HRecDamperCtrLoopTD	21827	Heat recovery damper - Derivative.(Tv)			s	
CoolingCtrLoopKp	21807	Cooling - Gain (Kp)				
CoolingCtrLoopTI	21808	Cooling - Integral.(Tn)			s	
CoolingCtrLoopTD	21809	Cooling - Derivative.(Tv)			s	
FanHtgCtrLoopKp	21857	Fan heating - Gain (Kp)				
FanHtgCtrLoopTI	21858	Fan heating - Integral.(Tn)			s	
FanHtgCtrLoopTD	21859	Fan heating - Derivative.(Tv)			s	
FanClgCtrLoopKp	21860	Fan cooling - Gain (Kp)				
FanClgCtrLoopTI	21861	Fan cooling – Integral.(Tn)			s	
FanClgCtrLoopTD	21862	Fan cooling - Derivative.(Tv)			s	
EIHeatingCtrLoopKp	21804	Electrical heating – Gain (Kp)				
EIHeatingCtrLoopTI	21805	Electrical heating - Integral.(Tn)			s	
EIHeatingCtrLoopTD	21806	Electrical heating - Derivative.(Tv)			s	
HeatingCtrLoopKp	21801	Heating - Gain (Kp)				
HeatingCtrLoopTI	21802	Heating - Integral.(Tn)			s	
HeatingCtrLoopTD	21803	Heating - Derivative.(Tv)			s	
MinExhTctrLoopKp	21986	Min exhaust temp Control. - Gain (Kp)				
MinExhTctrLoopTI	21987	Min exhaust temp Control. - Integral.(Tn)			s	

MinExhTCtrLoopTD	21988	Min exhaust temp Control. - Derivative.(Tv)			s	
HRecFrstCtrLoopKp	21831	Heat recovery frost protection - Gain (Kp)				
HRecFrstCtrLoopTI	21832	Heat recovery frost protection - Integral.(Tn)			s	
HRecFrstCtrLoopTD	87368	Heat recovery frost protection - Derivative.(Tv)			s	
HRecCtrLoopKp	21819	Heat recovery - Gain (Kp)				
HRecCtrLoopTI	21820	Heat recovery - Integral.(Tn)			s	
HRecCtrLoopTD	21821	Heat recovery - Derivative.(Tv)			s	
ExtEIHeatingCtrLoopKp	21816	Electrical Heating 2 - Gain (Kp)				
ExtEIHeatingCtrLoopTI	21817	Electrical Heating 2 - Integral.(Tn)			s	
ExtEIHeatingCtrLoopTD	21818	Electrical Heating 2 - Derivative.(Tv)			s	
ExtCoolingCtrLoopKp	21813	Cooling 2 - Gain (Kp)				
ExtCoolingCtrLoopT	21814	Cooling 2 - Integral.(Tn)			s	
ExtCoolingCtrLoopTD	21815	Cooling 2 - Derivative.(Tv)			s	
HPFrstAirCtrLoopKp	21980	Heat Pump Frost Protection Air. - Gain (Kp)				
HPFrstAirCtrLoopTI	21981	Heat Pump Frost Protection Air. - Integral.(Tn)			s	
HPFrstAirCtrLoopTD	21982	Heat Pump Frost Protection Air. - Derivative.(Tv)			s	
HPFrstWtrCtrLoopKp	21983	Heat Pump Frost protection Water. – Gain (Kp)				
HPFrstWtrCtrLoopTI	21984	Heat Pump Frost Protection Water. - Integral.(Tn)			s	
HPFrstWtrCtrLoopTD	21985	Heat Pump Frost Protection Water. - Derivative.(Tv)			s	
ExtHeatingCtrLoopKp	21810	Heating 2 - Gain (Kp)				
ExtHeatingCtrLoopTI	21811	Heating 2 - Integral.(Tn)			s	
ExtHeatingCtrLoopTD	21812	Heating 2 - Derivative.(Tv)			s	
Rm1FCtrLoopKp	21992	Room 1 fan compensation. - Gain (Kp)				v3.40.xx
Rm1FCtrLoopTI	21993	Room 1 fan compensation. - Integral.(Tn)			s	v3.40.xx
Rm1FCtrLoopTD	21994	Room 1 fan compensation. - Derivative.(Tv)			s	v3.40.xx
Rm2FCtrLoopKp	21995	Room 2 fan compensation. – Gain (Kp)				v3.40.xx
Rm2FCtrLoopTI	21996	Room 2 fan compensation. - Integral.(Tn)			s	v3.40.xx

Rm2FCtrLoopTD	21997	Room 2 fan compensation. - Derivative.(Tv)			s	v3.40.xx
Rm3FCtrLoopKp	21998	Room 3 fan compensation. – Gain (Kp)				v3.40.xx
Rm3FCtrLoopTI	21999	Room 3 fan compensation. - Integral.(Tn)			s	v3.40.xx
Rm3FCtrLoopTD	22000	Room 3 fan compensation. - Derivative.(Tv)			s	v3.40.xx
Rm4FCtrLoopKp	22001	Room 4 fan compensation. – Gain (Kp)				v3.40.xx
Rm4FCtrLoopTI	22002	Room 4 fan compensation. - Integral.(Tn)			s	v3.40.xx
Rm4FCtrLoopTD	22003	Room 4 fan compensation. - Derivative.(Tv)			s	v3.40.xx
Rm5FCtrLoopKp	22004	Room 5 fan compensation. – Gain (Kp)				v3.40.xx
Rm5FCtrLoopTI	22005	Room 5 fan compensation. - Integral.(Tn)			s	v3.40.xx
Rm5FCtrLoopTD	22006	Room 5 fan compensation. - Derivative.(Tv)			s	v3.40.xx
Rm6FCtrLoopKp	22007	Room 6 fan compensation. – Gain (Kp)				v3.40.xx
Rm6FCtrLoopTI	22008	Room 6 fan cmp. - Integral.(Tn)			s	v3.40.xx
Rm6FCtrLoopTD	22009	Room 6 fan compensation. - Derivative.(Tv)			s	v3.40.xx
Rm7FCtrLoopKp	22019	Room 7 fan compensation. – Gain (Kp)				v3.40.xx
Rm7FCtrLoopTI	22020	Room 7 fan compensation. - Integral.(Tn)			s	v3.40.xx
Rm7FCtrLoopTD	22021	Room 7 fan compensation. - Derivative.(Tv)			s	v3.40.xx
RmAiQCtrLoopKp	22010	Air quality room – Gain (Kp)				v3.40.xx
RmAiQCtrLoopTI	22011	Air quality room - Integral.(Tn)			s	v3.40.xx
RmAiQCtrLoopTD	22012	Air quality room - Derivative.(Tv)			s	v3.40.xx
RmHumCtrLoopKp	22016	Room Humidity – Gain (Kp)				v3.40.xx
RmHumCtrLoopTI	22017	Room Humidity - Integral.(Tn)			s	v3.40.xx
RmHumCtrLoopTD	22018	Room Humidity - Derivative.(Tv)			s	v3.40.xx
SplyFan1_MotorVolt	54445	Supply fan A Motor Volt			V	v3.10.xx
SplyFan1_Power	50496	Supply fan A Power			kW	v3.10.xx

SplyFan1_Current	27394	Supply fan A Current			A	v3.10.xx
SplyFan1_HeatSinkTmp	11521	Supply fan A Heatsink Temp			°C	v3.10.xx
SplyFan1_OpHrs	2299	Supply fan A Motor run time			hrs	v3.10.xx
SplyFan1_OutFreq	22616	Supply fan A Output frequency.			Hz	v3.10.xx
SplyFan1_DCLink	35351	Supply fan A DC-Volt			V	v3.10.xx
SplyFan1_Speed	47919	Supply fan A speed			rpm	v3.10.xx
SplyFan1_Energy	6457	Supply fan A energy			kWh	v3.10.xx
SplyFan2_OpHrs	53369	Supply fan B Motor run time			rpm	v3.10.xx
SplyFan2_OutFreq	29980	Supply fan B Output frequency.			Hz	v3.10.xx
SplyFan2_DCLink	16994	Supply fan B DC-link voltage			V	v3.44.xx
SplyFan2_MotorVolt	44119	Supply fan B Motor Volt			V	v3.10.xx
SplyFan2_Power	7618	Supply fan B Power			kW	v3.10.xx
SplyFan2_Current	17990	Supply fan B Current			A	v3.10.xx
SplyFan2_Speed	25517	Supply fan B speed			rpm	v3.10.xx
SplyFan2_Energy	53580	Supply fan B energy			kWh	v3.10.xx
SplyFan2_HeatSinkTmp	58020	Supply fan B Heatsink Temp			°C	v3.10.xx
ExhFan1_MotorVolt	8777	Exhaust fan A Motor Volt			V	v3.10.xx
ExhFan1_Power	43415	Exhaust fan A Power			kW	v3.10.xx
ExhFan1_Current	40671	Exhaust fan A Current			A	v3.10.xx
ExhFan1_HeatSinkTmp	10700	Exhaust fan A Heatsink Temp			°C	v3.10.xx
ExhFan1_OpHrs	25644	Exhaust fan A Motor run time			hrs	v3.10.xx
ExhFan1_OutFreq	44421	Exhaust fan A Output frequency.			Hz	v3.10.xx
ExhFan1_DCLink	61501	Exhaust fan A DC-Volt			V	v3.10.xx
ExhFan1_Speed	55288	Exhaust fan A speed			rpm	v3.10.xx
ExhFan1_Energy	25363	Exhaust fan A energy			kWh	v3.10.xx
ExhFan2_OpHrs	48302	Exhaust fan B Motor run time			hrs	v3.10.xx
ExhFan2_OutFreq	32961	Exhaust fan B Output frequency.			Hz	v3.10.xx
EF.B DC-link voltage	14408	Exhaust fan B DC-link voltage			V	v3.44.xx
ExhFan2_MotorVolt	23219	Exhaust fan B Motor Volt			V	v3.10.xx
ExhFan2_Power	28949	Exhaust fan B Power			kW	v3.10.xx
ExhFan2_Current	45979	Exhaust fan B Current			A	v3.10.xx
ExhFan2_Speed	3962	Exhaust fan B speed			rpm	v3.10.xx
ExhFan2_Energy	43878	Exhaust fan B energy			kWh	v3.10.xx
ExhFan2_HeatSinkTmp	58985	Exhaust fan B Heatsink Temp			°C	v3.10.xx
AOC_HghPrs_r	16789	Carel ACUACR High pressure			bar	v3.10.xx
AOC_SpHghPrs	5762	Carel ACUACR Max high pressure			bar	v3.10.xx
AOC_ClgPrVal	41285	Carel ACUACR Actual cooling output.			%	v3.10.xx

AOC_LowPrs_r	722	Carel ACUACR Low pressure			bar	v3.10.xx
AOC_GasTmp_r	65355	Carel ACUACR Discharge temp.			°C	v3.10.xx
AOC_ComprHz_r	60036	Carel ACUACR Compressor frequency			Hz	v3.10.xx
MOC_Eff	31137	Danfoss VSD C1 Power			W	v3.10.xx
MOC_SplyVolt	42061	Danfoss VSD Supply volt			V	v3.10.xx
MOC_VSDTmp	51394	Danfoss VSD Inverter temp			°C	v3.10.xx
MOC_DCVolt	60786	Danfoss VSD DC-Link			V	v3.10.xx
MOC_Curr_A	12005	Danfoss VSD Phase A			A	v3.10.xx
MOC_Curr_B	7814	Danfoss VSD Phase B			A	v3.10.xx
MOC_Curr_C	3751	Danfoss VSD Phase C			A	v3.10.xx
EEV_S2Tmp_r	41196	Danfoss VSD Suction temp			°C	v3.10.xx
EEV_EvapTmp_r	52221	Danfoss VSD Evaporation temp			°C	v3.10.xx
EEV_SuperHRef_r	17045	Danfoss VSD Superheat reference.			K	v3.10.xx
EEV_SuperHT_r	51293	Danfoss VSD Superheat			K	v3.10.xx
EEV_OpenPCT_r	47451	Danfoss VSD Expansion valve			%	v3.10.xx
CarelInverterOutP	6698	Carel ACUACR Inverter signal output			%	v3.10.xx
CarelSuction_Temp_C1	1908	Carel ACUACR Suction temp EEV compressor 1			°C	v3.10.xx
CarelSuction_Temp_C2	14103	Carel ACUACR Suction temp EEV compressor 2			°C	v3.10.xx
CarelSuction_Temp_C3	10038	Carel ACUACR Suction temp EEV compressor 3			°C	v3.10.xx
CarelEvap_Temp_C1	32303	Carel ACUACR Evaporation temp EEV compressor 1			°C	v3.10.xx
CarelEvap_Temp_C2	20044	Carel ACUACR Evaporation temp EEV compressor 2			°C	v3.10.xx
CarelEvap_Temp_C3	24173	Carel ACUACR Evaporation temp EEV compressor 3			°C	v3.10.xx
CarelEvap_Press_C1	29868	Carel ACUACR Low pressure EEV compressor 1			bar	v3.10.xx
CarelEvap_Press_C2	17615	Carel ACUACR Low pressure EEV compressor 2			bar	v3.10.xx
CarelEvap_Press_C3	21742	Carel ACUACR Low pressure EEV compressor 3			bar	v3.10.xx
CarelSuperheat_C1	33386	Carel ACUACR Superheat compressor 1			K	v3.10.xx
CarelSuperheat_C2	45577	Carel ACUACR Superheat compressor 2			K	v3.10.xx

CareSuperheat_C3	41512	Carel ACUACR Superheat compressor 3			K	v3.10.xx
CareOpPress_C1	4242	Carel ACUACR High pressure C1			bar	v3.10.xx
CareOpPress_C2	8433	Carel ACUACR High pressure C2			bar	v3.10.xx
CareOpPress_C3	12496	Carel ACUACR High pressure C3			bar	v3.10.xx
CareCircuit1EEVOpening	18709	Carel ACUACR Expansion valve 1			%	v3.10.xx
CareCircuit2EEVOpening	12783	Carel ACUACR Expansion valve 2			%	v3.10.xx
CareCircuit3EEVOpening	59814	Carel ACUACR Expansion valve 3			%	v3.10.xx
CareC1_Condensing_Temp	30946	Carel ACUACR Compressor 1 Condensing temp			°C	v3.10.xx
CareC2_Condensing_Temp	18884	Carel ACUACR Compressor 2 Condensing temp			°C	v3.10.xx
CareC3_Condensing_Temp	22822	Carel ACUACR Compressor 3 Condensing temp			°C	v3.10.xx
DischTempC2	57536	Carel ACUACR Discharge temp. C2			°C	v3.40.xx
LiqTempC2	424	Carel ACUACR Liquid line temp C2			°C	v3.40.xx
SubClgTempC2	36128	Carel ACUACR Sub cooling C2			°C	v3.40.xx
DischTempC3	61665	Carel ACUACR Discharge temp. C3			°C	v3.40.xx
LiqTempC3	4489	Carel ACUACR Liquid line temp C3			°C	v3.40.xx
SubClgTempC3	40193	Carel ACUACR Sub cooling C3			°C	v3.40.xx
PwrComp	38611	Carel ACUACR Power. Etc. Compressor			kW	v3.40.xx
PwrClg	15529	Carel ACUACR Power Cooling			kW	v3.40.xx
PwrHtg	18050	Carel ACUACR Power Heating			kW	v3.40.xx
DischTemp	46177	Carel ACUACR Discharge temp.			°C	v3.40.xx
LiqTemp	22226	Carel ACUACR Liquid line temp			°C	v3.40.xx
SubClgTemp	57493	Carel ACUACR Sub cooling			°C	v3.40.xx
SuTmp	50102	Outside air temp summer			°C	
WiTmp	7717	Outside air temp winter			°C	
SuWiTm	33748	Su/Wi time constant			h	
ValidAirQ	51648	Actual Airquality			ppm	
BasicDataSFP	12177	SFP	-64.0	64.0		
AirQ1StartAirQStrt	48997	Start unit Air quality 1			ppm	
AirQ1StartAirQSpv	12727	Setpoint Air quality 1 start			ppm	
AirQ2StartAirQStrt	23616	Start unit Air quality 2			ppm	
AirQ2StartAirQSpv	48148	Setpoint Air quality 2 start			ppm	

AirQ2Spv	59130	Air quality 2 setpoint			ppm	
AirQCmp2PrVal	8801	Actual air quality compensation 2			%	
HtgDmpVal	1612	Damper Heating	-64.0	110.0	%	
DmpCmpHumSpv	35353	Heat recovery comp humidity Setpoint.			%rH	
DmpCmpHumPrVal	62901	Heat recovery comp humidity			%	
SuCmpTmpStart	41719	Summer comp temp start			°C	
SuCmpTmpEnd	3420	Summer comp temp end			°C	
WiCmpTmpStart	34422	Winter comp temp start			°C	
WiCmpTmpEnd	42620	Winter comp temp end			°C	
MinExhTSpv	17155	Setpoint exhaust temp.			°C	
MinExhTHIL	55429	Min exhaust T Max output.			%	
OutTmpForceHrec	27735	Outside Temp Force Heat recovery			°C	
ExSuCmpTmpStrt	57806	Summer comp temp start			°C	
ExSuCmpTmpEnd	5516	Summer comp temp end			°C	
ExSuCmpTmpDta	40609	Summer comp temp delta			K	
ExSuCmpTmpPrVal	57838	Actual summer comp temp			°C	
ExWiCmpTmpStrt	50511	Winter comp temp start			°C	
ExWiCmpTmpEnd	48812	Winter comp temp end			°C	
ExWiCmpTmpDta	13697	Winter comp temp delta			K	
ExWiCmpTmpPrVal	1032	Actual winter comp temp			°C	
HPMinVal	31550	HP Min. val			%	
HPRstrTm	62983	HP restart time			min	
MinExhTCntIPrVal	26525	Min exhaust T output			%	
HrecAdjTchpElCoilkW	36905	Power Elc. before Supply Fan			kW	
HrecAdjTchpHrecTempCalcTCHP	21114	Calc Heat recovery temp.			°C	
EnergyFlwMinAlm	15820	Energy Watch Alarm blocked			l/s	v3.14.xx
EnergyAddHeatDiff	58991	Energy Watch Alarm heat diff.	-64.0	10.0	°C	v3.14.xx
EnergyHrec	39394	Energy Watch Heat recovery Actual power			kW	v3.14.xx
EnergyFlwFact	13069	Energy Watch Airflow factor			%	v3.14.xx
EnergyHadd	46842	Energy Watch Heating Actual power			kW	v3.14.xx
EnergyFans	49812	Energy Watch Fans Actual power			kW	v3.14.xx
EnergyHrecDay	35832	Energy Watch Heat recovery Today			kWh	v3.14.xx
EnergyHrecMonth	43587	Energy Watch Heat recovery Month			kWh	v3.14.xx
EnergyHrecLMonth	64718	Energy Watch Heat recovery Last month			kWh	v3.44.xx
EnergyHrecYear	10992	Energy Watch Heat recovery Year			MWh	v3.14.xx

EnergyHrecLYear	51997	Energy Watch Heat recovery Last year			MWh	v3.14.xx
EnergyHrecTrip	7018	Energy Watch Heat recovery Trip meter			MWh	v3.14.xx
EnergyHaddDay	43989	Energy Watch Heating Today			kWh	v3.14.xx
EnergyHaddMonth	22890	Energy Watch Heating Month			kWh	v3.14.xx
EnergyHaddLMonth	3863	Energy Watch Added heat last month			kWh	v3.44.xx
EnergyHaddYear	55769	Energy Watch Heating Year			MWh	v3.14.xx
EnergyHaddLYear	15713	Energy Watch Heating Last year			MWh	v3.14.xx
EnergyHaddTrip	59459	Energy Watch Heating Trip meter			MWh	v3.14.xx
EnergyFansDay	11618	Energy Watch Fans Today			kWh	v3.14.xx
EnergyFansMonth	16232	Energy Watch Fans Month			kWh	v3.14.xx
EnergyFansLMonth	36569	Energy Watch Fans Last Month			kWh	v3.44.xx
EnergyFansYear	49115	Energy Watch Fans Year			MWh	v3.14.xx
EnergyFansLYear	13057	Energy Watch Fans Last year			MWh	v3.14.xx
EnergyFansTrip	36417	Energy Watch Fans Trip meter			MWh	v3.14.xx
AvgTempAvTempMth	47706	Average temp Month			°C	v3.14.xx
AvgTempAvTempLMth	55969	Average temp Last month			°C	v3.14.xx
AvgTempAveTempDay	4604	Average temp Day			°C	v3.14.xx
AuxTmpSp1	29887	Aux.Temp1 Setpoint 1			°C	
AuxTmpSp2	17628	Aux.Temp1 Setpoint 2			°C	
ValidTmpMix	12356	Actual room temp			°C	
Rm1Spv	55296	Room 1 Setpoint			°C	v3.40.xx
Rm2Spv	14034	Room 2 Setpoint			°C	v3.40.xx
Rm3Spv	40067	Room 3 Setpoint			°C	v3.40.xx
Rm4Spv	64343	Room 4 Setpoint			°C	v3.40.xx
Rm5Spv	20742	Room 5 Setpoint			°C	v3.40.xx
Rm6Spv	49108	Room 6 Setpoint			°C	v3.40.xx
Rm7Spv	5509	Room 7 Setpoint			°C	v3.40.xx
RmAIRQSpv	35762	Air Quality Setpoint			ppm	v3.40.xx
RoomMinTmp	39502	Setpoint if disabled			°C	
RoomAIRQStart	53345	Setpoint if disabled			ppm	
RoomAIRQHys	53789	Setpoint Hysteresis			ppm	
RmHumSpv	61196	Room Humidity Setpoint			%rH	
ExtraRmExtrTmpCOM	1938	Room/Extract temp Ex sequence Value communication.			°C	v3.50.xx
FrcdGrp1TmpCOM	1936	Forcegroup 1 Temp - Value communication.			°C	v3.50.xx
FrcdGrp2TmpCOM	1937	Forcegroup 2 Temp - Value communication.			°C	v3.50.xx
AirQualityCOM	1890	Air quality - Value communication.			ppm	v3.50.xx

AirQuality2COM	1891	Air quality 2 - Value communication.			ppm	v3.50.xx
AirQuality3COM	1892	Air quality 3 - Value communication.			ppm	v3.50.xx
AirQuality4COM	1893	Air quality 4 - Value communication.			ppm	v3.50.xx
AirQuality2Snsr1COM	1894	Air quality 2 Sensor 1 - Value communication.			ppm	v3.50.xx
FrcdGrp1Co2COM	1934	Force group 1 Air Quality - Value communication.			ppm	v3.50.xx
FrcdGrp2Co2COM	1935	Force group 2 Air Quality - Value communication.			ppm	v3.50.xx
SplyFan1OpMinutes	21266	OJ Supply Fan A run time mm			min	v3.50.xx
SplyFan1OpDays	36406	OJ Supply Fan A run time days			Days	v3.50.xx
SplyFan2OpMinutes	11240	OJ Supply Fan B run time mm			min	v3.50.xx
SplyFan2OpDays	17987	OJ Supply Fan B run time days			Days	v3.50.xx
ExhFan1OpMinutes	42486	OJ Exhaust Fan A run time mm			min	v3.50.xx
ExhFan1OpDays	62492	OJ Exhaust Fan A run time days			Days	v3.50.xx
ExhFan2OpMinutes	56588	Exhaust Fan B run time mm			min	v3.50.xx
ExhFan2OpDays	15465	OJ Exhaust Fan B run time days			Days	v3.50.xx
SplyFilCorrAlmLmt	53229	Supply filter Correction Alarm limit			Pa	v3.50.xx
SplyFilCalclnit_dP	63519	Supply filter Calculated Initial pressure drop	0.0	7000.0	Pa	v3.50.xx
ExtrFilCorrAlmLmt	37361	Extract filter Correction Alarm limit			Pa	v3.50.xx
ExtrFilCalclnit_dP	13107	Extract filter Calculated Initial pressure drop	0.0	7000.0	Pa	v3.50.xx
SuCmpFanStrt	55465	Summer comp fan start			°C	v3.50.xx
SuCmpFanEnd	39637	Summer comp fan end			°C	v3.50.xx
SuCmpFanDta	4600	Summer comp fan delta			°C	v3.50.xx
WiCmpFanStrt	64552	Winter comp fan start			°C	v3.50.xx
WiCmpFanEnd	12789	Winter comp fan end			°C	v3.50.xx
WiCmpFanDta	47832	Winter comp fan delta			°C	v3.50.xx
HtgPmpStart	10195	Heating pump start			°C	v3.50.xx

3.3.4 Typ Binary input, Nr. 3

Binary input, object name	Object instance	Object description	State texts	Release
HtgFrstDtctr	21294	Heating frost monitor	- OK - Frost	
HtgPmpAlm	47847	Heating pump alarm	- OK - Alarm	
EIHtgAlm	4964	Electrical heating alarm	- OK - Alarm	
HrecFrstDtctr	31092	Heat recovery frost monitor	- OK - Frost	
HRecPmpAlm	18003	Heat recovery pump alarm	- OK - Alarm	
HRecAlm	62931	Heat recovery alarm	- OK - Alarm	
ClgPmpAlm	40242	Cooling pump alarm	- OK - Alarm	
ClgAlm	45154	Cooling DX alarm	- OK - Alarm	
HumPmpAlm	3706	Humidity pump alarm	- OK - Alarm	
ExtraFrstDtctr	34361	Heating 2 frost monitor	- OK - Frost	
ExtraHtgPmpAlm	23306	Heating 2 pump alarm	- OK - Alarm	
ExtraEIHtgAlm	23132	Electrical heating 2 alarm	- OK - Alarm	
ExtraClgPmpAlm	31967	Cooling 2 pump alarm	- OK - Alarm	
ExtraClgAlm	48824	Cooling 2 DX alarm	- OK - Alarm	
FanAlm	8558	Fan alarm	- OK - Alarm	
SplyFanAlm	28757	Supply fan alarm	- OK - Alarm	
ExhFanAlm	55865	Exhaust fan alarm	- OK - Alarm	
FilterAlm	13699	Filter alarm	- OK - Alarm	
SplyFilterAlm	34066	Supply filter alarm	- OK - Alarm	
ExhFilterAlm	45320	Exhaust filter alarm	- OK - Alarm	
FireAlm	28514	Fire alarm	- OK - Alarm	
FireAlm2	59736	Fire alarm 2	- OK - Alarm	
ExtCtrl1	11643	External control input 1	- Off - On	
ExtCtrl2	7448	External control input 2	- Off - On	
EmergencyStop	9864	Emergency stop	- Off - On	
SuWiSwtch	26679	Summer/Winter input	- Winter - Summer	
RtAirMode	20374	Return Air Mode	- Off - On	v2.04.xx
DamperSplyFBFbVal	6336	Outside air damper feedback	- OK - No	
DamperExhFBFbVal	27338	Extract air damper feedback	- OK - No	
FireDamperFdbkOpn	3118	Fire damper opened	- OK - No	

Binary input, object name	Object instance	Object description	State texts	Release
FireDamperNoMove	44469	Fire damper no move	- OK - Alarm	
FireDamperFdbkClsd	53169	Fire damper closed	- OK - No	
FireDamper2FdbkOpn	2231	Fire damper2 opened	- OK - No	
FireDamper2NoMove	7990	Fire damper2 no move	- OK - Alarm	
FireDamper2FdbkClsd	5685	Fire damper2 closed	- OK - No	
SplyFanFBFbVal	64102	Supply fan feedback	- OK - Alarm	Removed after v3.44.xx
ExhFanFBFbVal	32844	Exhaust fan feedback	- OK - Alarm	Removed after v3.44.xx
FireFanFBFbVal	25846	Fire fan fdbk	- OK - Alarm	
HumidityCtrlCmdFBFbVal	14608	Humidifier feedback	- OK - No Fdbk	
HumidityCtrlPmpCmdFBFbVal	24144	Humidity pump feedback	- OK - No Fdbk	
HrecPmpCmdFBFbVal	34557	Heat recovery pump feedback	- OK - No Fdbk	
CoolingPmpCmdFBFbVal	51912	Cooling pump feedback	- OK - No Fdbk	
CoolingFBFbVal	43526	Cooling DX feedback	- OK - No Fdbk	
HeatingPmpCmdFBFbVal	15639	Heating pump feedback	- OK - Alarm	
ExtraClgPmpCmdFBFbVal	54719	Cooling 2 pump feedback	- OK - No Fdbk	
ExtraClgFBFbVal	47898	Cooling 2 DX feedback	- OK - Alarm	
ExtraHtgPmpCmdFBFbVal	13329	Heating 2 pump feedback	- OK - No Fdbk	
AuxAlm	22605	Auxiliary alarm	- Passive - Active	
AuxInp	21522	Auxiliary input	- OK - Fault	
AuxAlm1	45199	Aux. Alarm 1	- OK - Fault	v2.14.xx
AuxAlm2	33004	Aux. Alarm 2	- OK - Fault	v2.14.xx
AuxAlm3	37069	Aux. Alarm 3	- OK - Fault	v2.14.xx
AuxAlm4	57386	Aux. Alarm 4	- OK - Fault	v2.14.xx
AuxAlm5	61451	Aux. Alarm 5	- OK - Fault	v2.14.xx

3.3.5 Typ Binary output, Nr. 4

Object name	Object instance	Object description	State texts	Release
DamperSplyOnOff	6170	Outside air damper command	- Off - On	
DamperExhOnOff	43251	Extract air damper command	- Off - On	
FireDamperCmd	12328	Fire damper command	- Off - On	
FireDamper2Cmd	64011	Fire damper2 command	- Off - On	
FireFanOnOff	24267	Fire fan command	- Off - On	
HumidityCtrlCmdOnOff	18044	Humidifier command	- Off - On	
HumidityCtrlPmpCmdOnOff	49625	Humidifier pump command	- Off - On	
HrecPmpCmdOnOff	59969	Heat recovery (pump) command	- Off - On	
CoolingPmpCmdOnOff	10276	Cooling pump command	- Off - On	
HeatingPmpCmdOnOff	10264	Heating pump command	- Off - On	
ExtraClgPmpCmdOnOff	63601	Cooling 2 pump command	- Off - On	
ExtraHtgPmpCmdOnOff	31944	Heating 2 pump command	- Off - On	
FPHeatPumpOnOff	59138	Heatpump command	- Off - On	
AuxTspOutput	22528	Auxiliary TSP output	- Off - On	
AuxOpModelnd	5163	Auxiliary operation mode output 1	- Off - On	
AuxOpModelnd2	28580	Auxiliary operation mode output 2	- Off - On	v2.04.xx
AuxTmpOutput	64421	Auxiliary temp 1 output	- Off - On	v2.14.xx
AlmOutHigh	5714	Alarm output 1	- Normal - Alarm	
AlmOutLow	8035	Alarm output 2	- Normal - Alarm	

3.3.6 Typ Binary value, Nr. 5

Binary value, object name	Object instance	Object description	State texts	
SplyTmpFireAlm	44098	Supply temp fire alarm	– OK – Alarm	
RtTmpFireAlm	4286	Exhaust temp fire alarm	– OK – Alarm	
SplyFanDevAlmAlm	6486	Supply fan deviation	– Passive – Active	
ExhFanDevAlmAlm	31724	Exhaust fan deviation	– Passive – Active	
FanOpHrsAlm	36120	Fan operation hours alarm	– Passive – Active	
SplyHumDevAlmAlm	57113	Supply humidity deviation	– Passive – Active	
RmHumDevAlmAlm	21718	Room/Return humidity deviation	– Passive – Active	
SplyTmpDevAlmAlm	38175	Supply temp deviation	– Passive – Active	
RtRmTmpDevAlmAlm	7373	Room temp deviation	– Passive – Active	
CommTest	60516	Communication test Note! Use Prio 14 for puls	– 0 – 1	
ManualMode	24032	Manual mode	– Auto – Manual	
PBCommAlm	48527	PB comm alarm	– Passive – Active	Removed after v3.46
ZoneCtrlr	61922	Zone controller	– Passive – Active	
MBCommAlm	57614	Modbus communication alarm	– OK – Alarm	
FireAlmCOM	1900	Fire alarm – Value communication	– OK – Fault	
FireAlm2COM	1901	Fire alarm 2 – Value communication.	– OK – Fault	
ExtCtrl1COM	1895	Ext control input 1 – Value communication.	– Off – On	
ExtCtrl2COM	1896	Ext control input 2 – Value communication.	– Off – On	
EmergencyStopCOM	1897	Emergency stop – Value communication.	– Off – On	
SuWiSwchCOM	1898	Su/Wi input – Value communication.	– Off – On	
AlmAckBtnCOM	1899	Alarm ackn button – Value communication.	– Off – On	Removed after v3.44
SplyFan1_Warn	12927	Supply fan No 1 warning.	– Normal – Active	
SplyFan2_Warn	64671	Supply fan No 2 warning.	– Normal – Active	
MB_SplyFanAlm	45899	Communication ModBus Supply Fan alarm	– OK – Fault	
ExhFan1_Warn	1637	Exhaust fan No 1 warning.	– Normal – Active	
ExhFan2_Warn	51333	Exhaust fan No 2 warning.	– Normal – Active	
MB_ExhFanAlm	2305	Communication ModBus Exhaust Fan alarm	– OK – Fault	
MB_ManualMode	64967	Fan manual mode	– Auto – Manual	
MB_CG_EM24Alm	49897	Communication ModBus CG-EM24 alarm	– OK – Fault	
AOC_OpStatus	14793	Compressor C1	– Off – On	

AOC_Alm	13212	Alarm, Cooler	- OK - Alarm	
MB_Danfoss_VSDAlm	44764	Communication Modbus alarm Danfoss	- Normal - Alarm	
Cmpr1Alm	51166	Compressor 1 alarm	- Normal - Alarm	
Cmpr2Alm	23554	Compressor 2 alarm	- Normal - Alarm	
Cmpr3Alm	10934	Compressor 3 alarm	- Normal - Alarm	
Cmpr4Alm	31643	Compressor 4 alarm	- Normal - Alarm	
CarelGeneralAlm	143	Compressor General alarm	- Normal - Alarm	
Compr1OutP	60189	Compressor 1 output	- Off - On	
Compr2OutP	1487	Compressor 2 output	- Off - On	
Compr3OutP	44958	Compressor 3 output	- Off - On	
Compr4OutP	51274	Compressor 4 output	- Off - On	
EVDAlmOffL1	22007	EVD Alarm OffLine C1	- Normal - Alarm	
AlmS1_1	39065	Alarm C1 lowpressure transducer	- Normal - Alarm	
AlmS2_1	49609	Alarm C1 suction gas temp sensor	- Normal - Alarm	
AlmS3_1	63225	Alarm C1 hi.pressure transducer	- Normal - Alarm	
LowSH1Alm	46231	Low super heat alarm - C1	- Normal - Alarm	
LopAlm1	4340	Low temp of evaporation alarm - C1	- Normal - Alarm	
MopAlm1	43157	MOP alarm - C1	- Normal - Alarm	
EEVmAlm1	19886	EEV motor error - C1	- Normal - Alarm	
LowSuctAlm1	9345	Low suction temp alarm - C1	- Normal - Alarm	
EVDAlmOffL2	26004	EVD Alarm OffLine C2	- Normal - Alarm	
AlmS1_2	43258	Alarm C2 lowpressure transducer	- Normal - Alarm	
AlmS2_2	61866	Alarm C2 suction gas temp sensor	- Normal - Alarm	
AlmS3_2	50842	Alarm C2 hi.pressure transducer	- Normal - Alarm	
LowSH2Alm	12107	Low super heat alarm - C2	- Normal - Alarm	
LopAlm2	8343	Low temp of evaporation alarm - C2	- Normal - Alarm	
MopAlm2	39158	MOP alarm - C2	- Normal - Alarm	
EEVmAlm2	32205	EEV motor error - C2	- Normal - Alarm	
LowSuctAlm2	5346	Low suction temp alarm - C2	- Normal - Alarm	
EVDAlmOffL3	30133	EVD Alarm OffLine C3	- Normal - Alarm	
AlmS1_3	47323	Alarm C3 lowpressure transducer	- Normal - Alarm	
AlmS2_3	57739	Alarm C3 suction gas temp sensor	- Normal - Alarm	

AlmS3_3	54971	Alarm C3 hi.pressure transducer	– Normal – Alarm	
LowSH3Alm	23039	Low super heat alarm - C3	– Normal – Alarm	
LopAlm3	12470	Low temp of evaporation alarm - C3	– Normal – Alarm	
MopAlm3	35031	MOP alarm - C3	– Normal – Alarm	
EEVmAlm3	28140	EEV motor error - C3	– Normal – Alarm	
LowSuctAlm3	1219	Low suction temp alarm - C3	– Normal – Alarm	
MB_CarelAlm	23403	Communication Modbus alarm Carel	– Normal – Alarm	
SplyFiltrFireAlm	36950	Supply Filter Fire Alarm	– OK – Fault	
RtFiltrFireAlm	2561	Exhaust Filter Fire Alarm	– OK – Fault	
FPEmHtgAlm	330	FP Emergency heating	– Normal – Alarm	

3.3.7 Typ Calendar, Nr. 6

Calendar, object name	Object instance	Object description
CalendarEx	38114	Calendar exception
CalendarOff	51936	Calendar fix off
CalendarAux	29758	Calendar aux

3.3.8 Typ Device, Nr. 8

Device, object name	Object instance	Object description
<i>Your Device Name: Ex. POL908_FF2C8D</i>	<i>Your Device ID: Ex. 1693899</i>	<i>Your Device Description: Ex. POL908_FF2C8D-Climatix</i>

3.3.9 Typ Multistate input, Nr. 13

Multistate input, object name	Object instance	Object description	State texts
SplyFan1OJ_Alm	18545	Supply Fan OJ A Alarm	<ul style="list-style-type: none"> - Normal - V Low Alarm - V High Alarm - I High Alarm - Internal HW Fault - Rotor Direction - Internal Stop - Motor Phase Error - ComSF.A Alarm
SplyFan1OJ_Warn	22662	Supply Fan OJ A Warning	<ul style="list-style-type: none"> - Normal - Temperature High - Input Phase Error - Rotor Blocked - Limit - EEPROM Error - Brake Chopper Fault - V Ripple - Ext. 24V supply overload SF.A Warning
SplyFan2OJ_Alm	32772	Supply Fan OJ B Alarm	<ul style="list-style-type: none"> - Normal - V Low Alarm - V High Alarm - I High Alarm - Internal HW Fault - Rotor Direction - Internal Stop - Motor Phase Error - ComSF.B Alarm
SplyFan2OJ_Warn	30146	Supply Fan OJ B Warning	<ul style="list-style-type: none"> - Normal - Temperature High - Input Phase Error - Rotor Blocked - Limit - EEPROM Error - Brake Chopper Fault - V Ripple - Ext. 24V supply overload SF.A Warning

Multistate input, object name	Object instance	Object description	State texts
ExhFan1OJ_Alm	12891	Exhaust Fan A Alarm	<ul style="list-style-type: none"> - Normal - V Low Alarm - V High Alarm - I High Alarm - Internal HW Fault - Rotor Direction - Internal Stop - Motor Phase Error - ComEF.A Alarm
ExhFan1OJ_Warn	44379	Exhaust Fan A Warning	<ul style="list-style-type: none"> - Normal - Temperature High - Input Phase Error - Rotor Blocked - Limit - EEPROM Error - Brake Chopper Fault - V Ripple - Ext. 24V supply overload EF.A Warning
ExhFan2OJ_Alm	64046	Exhaust Fan B Alarm	<ul style="list-style-type: none"> - Normal - V Low Alarm - V High Alarm - I High Alarm - Internal HW Fault - Rotor Direction - Internal Stop - Motor Phase Error - ComEF.B Alarm
ExhFan2OJ_Warn	32799	Exhaust Fan B Warning	<ul style="list-style-type: none"> - Normal - Temperature High - Input Phase Error - Rotor Blocked - Limit - EEPROM Error - Brake Chopper Fault - V Ripple - Ext. 24V supply overload EF.B Warning

3.3.10 Typ Multistate output, Nr. 14

Multistate output, object name	Object instance	Object description	State texts
SplyFanCmdSt	21928	Supply fan command	<ul style="list-style-type: none"> - Off - Stage1 - Stage2 - Stage3
ExhFanCmdSt	14719	Exhaust fan command	<ul style="list-style-type: none"> - Off - Stage1 - Stage2 - Stage3
ElectricalHtgCmdStSt	11590	Electrical heating command	<ul style="list-style-type: none"> - Off - Stage1 - Stage2 - Stage3
CoolingCmdDxSt	30094	Cooling DX command	<ul style="list-style-type: none"> - Off - Stage1 - Stage2 - Stage3
ExtraElHtgCmdStSt	30897	Electrical heating 2 command	<ul style="list-style-type: none"> - Off - Stage1 - Stage2 - Stage3
ExtraClgCmdDxSt	27550	Cooling 2 DX command	<ul style="list-style-type: none"> - Off - Stage1 - Stage2 - Stage3

3.3.11 Typ Notification classes for alarms, Nr. 15

Notification classes for alarms, object name	Object instance	Object description
NotificationClass11	11	Alarm class Danger alarm (A) status
NotificationClass21	21	Alarm class Critical alarm (A) status
NotificationClass31	31	Alarm class Low alarm (B) status
NotificationClass41	41	Alarm class Warning alarm (C) status
NotificationClass61	61	Trend notification

3.3.12 Typ Schedule, Nr. 17

Schedule, object name	Object instance	Object description	State texts
ScheduleSt	31059	Schedule (variant steps)	<ul style="list-style-type: none"> - Off - St1 - St2 - St3
ScheduleStTmp	32703	Schedule (variant steps/temp)	<ul style="list-style-type: none"> - Off - Ec1 - Co1 - Ec2 - Co2 - Ec3 - Co3
ScheduleAux	55253	Schedule aux output	<ul style="list-style-type: none"> - Off - On

3.3.13 Typ Multistate value, Nr. 19

Multistate value, object name	Object instance	Object description	State texts	Release
TimeSchedSt	12316	Actual TSP (variant steps)	<ul style="list-style-type: none"> - Off - Stage1 - Stage2 - Stage3 	
TimeSchedStTmp	596	Actual TSP (variant steps/temp)	<ul style="list-style-type: none"> - Off - Eco St1 - Comf St1 - Eco St2 - Comf St2 - Eco St3 - Comf St3 	
OpModeTspCopyUnitPls	33544	Copy schedule	<ul style="list-style-type: none"> - MondayTo - Tu-Fr 	
ExtControlStep	28852	External control fan step	<ul style="list-style-type: none"> - Auto - Off - Stage1 - Stage2 - Stage3 	
ExtControlActMode	30799	Act operation mode external control	<ul style="list-style-type: none"> - Auto - Off - Stage1 - Stage2 - Stage3 	
OpModeAutoManStSwtch	31604	Manual operation (variant steps)	<ul style="list-style-type: none"> - Auto - Off - Stage1 - Stage2 - Stage3 	
OpModeAutoManStTmpSwtch	60288	Manual operation (variant steps/temp)	<ul style="list-style-type: none"> - Auto - Off - Eco St1 - Comf St1 - Eco St2 - Comf St2 - Eco St3 - Comf St3 	
OpModeAutoManStTmpManSwtch	38557	Continuous run	<ul style="list-style-type: none"> - No - Eco St1 - Comf St1 	v2.14.xx
OpModeBmsTimeStSwtch	8442	BMS control/override time switch program (variant steps)	<ul style="list-style-type: none"> - Auto - Off - Stage1 - Stage2 - Stage3 	
OpModeBmsTimeStTmpSwtch	32040	BMS control/override time switch program (variant steps/temp)	<ul style="list-style-type: none"> - Auto - Off - Eco St1 - Comf St1 - Eco St2 - Comf St2 - Eco St3 - Comf St3 	
ActOpMode	6080	Actual operating mode	<ul style="list-style-type: none"> - Off - On/Comfort - Economy - Na - Osstp - NightCooling - Unoccupied - Nightkick - Firedamper - Fire - Stop 	

Multistate value, object name	Object instance	Object description	State texts	Release
			– Overrun – Startup	
FireDamperTestStrtHMIPs	64867	Fire damper test	– Passive – Active	
FireDamperState	24347	Fire damper state	– NotDefined – Closed – Move – Opened	
FireDamperOperation	9703	Fire damper mode	– NotDefined – OK – Test – Alarm	
FireDamper2State	45701	Fire damper2 state	– NotDefined – Closed – Move – Opened	
FireDamper2Operation	64435	Fire damper2 mode	– NotDefined – OK – Test – Alarm	
ActFanStep	28279	Actual fan step	– Off – Stage1 – Stage2 – Stage3	
SplyEngUnit	54155	Sply fan eng unit	– % – Pa – l/s	
ExhEngUnit	43819	Exh fan eng unit	– % – Pa – l/s	
ActCtrlModeHum	25131	Actual control mode humidity	– Room – Supply	
HumEngUnit	13725	Hum eng unit	– %rH – g/kg	
SeqHumEngUnit	64493	Hum seq eng unit	– %rH – g/kg	
ActCtrlMode	28561	Actual control mode temp	– Room – Return – Supply	
ExActCtrlMode	45715	Act control mode Ex seq	– Room – Return – Supply	
DefActv	46503	Defrost Active	– Off – Active	v2.04.xx
HeatingPreHtgactv	55722	Pre heating state	– Passive – Active	
ExtraHtgPreHtgactv	24454	Pre heating 2 state	– Passive – Active	
MECHactv	59996	Cooling recovery status	– Passive – Active	
TimeSchedAux	52222	Auxiliary TSP output	– Off – On	
AuxiliaryTspCopyAuxPls	44050	Copy schedule	– MondayTo – Tu-Fr	
AuxiliaryBmsTimeAuxSwth	48172	Auxiliary BMS TSP output	– Auto – Off – On	
AckAlmPls	39130	Alarm acknowledge puls Note! This object is used to acknowledge all alarms in the controller.	– Off – On	
SuWiSwthCheckState	24616	SummerWinter mode	– Winter – Summer	

Multistate value, object name	Object instance	Object description	State texts	Release
CommTestEn	1708	Enable communication test	– No – Yes	
AlmCl0	46769	Danger alarm (A)	– Normal – Alarm	
AlmCl1	42640	Critical alarm (A)	– Normal – Alarm	
AlmCl2	38643	Low alarm (B)	– Normal – Alarm	
AlmCl3	34514	Warning alarm (C)	– Normal – Alarm	
RoomUnitsActRmUMode	4347	Actual roomunit mode	– Auto – Comfort – Standby – Economy – Off	
CG_EM24_1ResetParPls	53050	Energy reset partial	– Passive – Active	
SplyFanActAlm	32186	Ebm Supply fan A alarm	– Nu – Mains Over Volt. – Mains Under Volt. – DC link Under Volt – DC link Over Volt – Internal Electronics – Locked – Hall Sensor – Over heat – Communication Error – Power Over heat – Phase Fail – Normal	
SplyFanActWarn	62832	Ebm Supply fan A warning	– Nu – Open circuit at input – Actual speed less than low limit – Brake operation – Low DC-link voltage – High electronics temp – High motor temp – High output stage temp – Mesh power limitation – High line impedance – Mesh current limitation – Normal	

SplyFan2ActAlm	61443	Ebm Supply fan B alarm	<ul style="list-style-type: none"> - Nu - Mains Over Volt. - Mains Under Volt. - DC link Under Volt - DC link Over Volt - Internal Electronics - Locked - Hall Sensor - Over heat -Communication Error - Power Over heat - Phase Fail - Normal 	
SplyFan2ActWarn	3157	Ebm Supply fan B warning	<ul style="list-style-type: none"> - Nu - Open circuit at input - Actual speed less than low limit - Brake operation - Low DC-link voltage - High electronics temp - High motor temp - High output stage temp - Mesh power limitation - High line impedance - Mesh current limitation - Normal 	
ExhFanActAlm	18848	Ebm Exhaust fan A alarm	<ul style="list-style-type: none"> - Nu - Mains Over Volt. - Mains Under Volt. - DC link Under Volt - DC link Over Volt - Internal Electronics - Locked - Hall Sensor - Over heat -Communication Error - Power Over heat - Phase Fail - Normal 	

ExhFanActWarn	39335	Ebm Exhaust fan A warning	<ul style="list-style-type: none"> - Nu - Open circuit at input - Actual speed less than low limit - Brake operation - Low DC-link voltage - High electronics temp - High motor temp - High output stage temp - Mesh power limitation - High line impedance - Mesh current limitation - Normal 	
ExhFan2ActAlm	51969	Ebm Exhaust fan B alarm	<ul style="list-style-type: none"> - Nu - Mains Over Volt. - Mains Under Volt. - DC link Under Volt - DC link Over Volt - Internal Electronics - Locked - Hall Sensor - Over heat - Communication Error - Power Over heat - Phase Fail - Normal 	
ExhFan2ActWarn	35181	Ebm Exhaust fan B warning	<ul style="list-style-type: none"> - Nu - Open circuit at input - Actual speed less than low limit - Brake operation - Low DC-link voltage - High electronics temp - High motor temp - High output stage temp - Mesh power limitation - High line impedance - Mesh current limitation - Normal 	

ModbusComSnsrAlm	53317	Communication ModBus Sensor module alarm	<ul style="list-style-type: none"> - Normal - Sensor 40 - Sensor 41 - Sensor 42 - Sensor 43 - Sensor 44 	
AOC_Status_	15476	Cooler Status	<ul style="list-style-type: none"> - 0 - 1 - 2 - 3 - 4 - 5 - 6 - 7 - 8 - 9 - 10 - 11 - 12 - 13 - 14 - 15 - 16 - 17 - 18 - 19 - 20 - 21 - 22 - 23 - 24 - 25 - 26 - 27 - 28 - 29 - 30 	
AOC_Limit_	50714	VSD Limit	<ul style="list-style-type: none"> - 0 - 1 - 2 - 3 - 4 - 5 - 6 - 7 - 8 - 9 - 10 - 11 - 12 - 13 - 14 - 15 - 16 - 17 - 18 - 19 - 20 - 21 - 22 - 23 - 24 - 25 - 26 - 27 - 28 - 29 - 30 	

AOC_SafeMode_	32070	Safe mode	- 0 - 1 - 2 - 3 - 4 - 5 - 6 - 7 - 8 - 9 - 10 - 11 - 12 - 13 - 14 - 15 - 16 - 17 - 18 - 19 - 20 - 21 - 22 - 23 - 24 - 25 - 26 - 27 - 28 - 29 - 30	
AOC_Alarm_	60997	Alarm	- 0 - 1 - 2 - 3 - 4 - 5 - 6 - 7 - 8 - 9 - 10 - 11 - 12 - 13 - 14 - 15 - 16 - 17 - 18 - 19 - 20 - 21 - 22 - 23 - 24 - 25 - 26 - 27 - 28 - 29 - 30	

CareUnitStatus	20464	Unit Status	<ul style="list-style-type: none"> - Waiting - UnitOn - OFF by ALARM - OFF by NET - OFF by BMS - OFF by SCHEDULE - OFF by DIN - OFF by KEY - Manual - -- - High cond Temp - Frost Protection Opr - Alarm - Custom4 	
NbrCompressors	45445	Compressor nbr	<ul style="list-style-type: none"> - None - Comp1 - Comp2 - Comp3 - Comp4 	
OpModeTspCopyUnit	46810	Time switch program Copy Unit	<ul style="list-style-type: none"> - Monday to Tu to Fr - Tu to Su 	
OpModeAutoManStManSwch	12705	Continuous run	<ul style="list-style-type: none"> - No - Stage 1 	
ActOpSta	32321	Actual operating status	<ul style="list-style-type: none"> - NU - Configuration - Fire Alarm - Alarm Class.0 - Emergency Stop - Alarm Class.1 - Fire Damper Test - External Control - BMS - Manuel operation mode - Room unit operation mode - Time Switch Program - Boost - Night heating/cooling - Night cooling - Test - Service 	
FPHeatPumpBlock	48060	Heatpump Block	<ul style="list-style-type: none"> - Off - On - Block 	
EnergyHrecResetTrip	30173	Energy Watch Reset Heat recovery Trip	<ul style="list-style-type: none"> - Reset 	
EnergyHaddResetTrip	47184	Energy Watch Reset heating added heat Trip.	<ul style="list-style-type: none"> - Reset 	
EnergyFansResetTrip	50125	Energy Watch Reset fans Trip.	<ul style="list-style-type: none"> - Reset 	
AvgTempSet0MinTemp	63738	Energy Watch Reset min temp.	<ul style="list-style-type: none"> - Reset 	
TmpMix	19068	Room temp Night Cooling	<ul style="list-style-type: none"> - Ave - Min - Max 	
HPPrio	51843	Heat Pump priority	<ul style="list-style-type: none"> - No - Yes 	v3.44. xx

3.3.14 Typ Notification classes for trend, Nr. 20

Notification classes for alarms, object name	Object instance	Object description	Release
TrendObj1	1	Trend01	v2.14.xx
TrendObj2	2	Trend02	v2.14.xx
TrendObj3	3	Trend03	v2.14.xx
TrendObj4	4	Trend04	v2.14.xx
TrendObj5	5	Trend05	v2.14.xx
TrendObj6	6	Trend06	v2.14.xx
TrendObj7	7	Trend07	v2.14.xx
TrendObj8	8	Trend08	v2.14.xx
TrendObj9	9	Trend09	v2.14.xx
TrendObj10	10	Trend10	v2.14.xx
TrendObj11	11	Trend11	v2.14.xx
TrendObj12	12	Trend12	v2.14.xx
TrendObj13	13	Trend13	v2.14.xx
TrendObj14	14	Trend14	v2.14.xx
TrendObj15	15	Trend15	v2.14.xx
TrendObj16	16	Trend16	v2.14.xx
TrendObj17	17	Trend17	v2.14.xx
TrendObj18	18	Trend18	v2.14.xx
TrendObj19	19	Trend19	v2.14.xx
TrendObj20	20	Trend20	v2.14.xx
TrendObj21	21	Trend21	v2.14.xx
TrendObj22	22	Trend22	v2.14.xx
TrendObj23	23	Trend23	v2.14.xx
TrendObj24	24	Trend24	v2.14.xx
TrendObj25	25	Trend25	v2.14.xx
TrendObj26	26	Trend26	v2.14.xx
TrendObj27	27	Trend27	v2.14.xx
TrendObj28	28	Trend28	v2.14.xx
TrendObj29	29	Trend29	v2.14.xx
TrendObj30	30	Trend30	v2.14.xx

3.3.15 Typ Characterstring value type, Nr. 40

Positive-integer, object name	Object instance	Object description	Release
EnergyHrecTime	18463	Energy Watch Heat recovery Trip meter since	
EnergyHaddTime	34194	Energy Watch Heating Trip meter since	
EnergyFansTime	65039	Energy Watch Fans Trip meter since	

3.3.16 Typ Positive integer, Nr. 48

Positive-integer, object name	Object instance	Object description	Release
SplyFan1_AlmWarn	39562	Danfoss/Ziehl Supply fan 1 alarm warning number	v3.10.xx
SplyFan2_AlmWarn	47054	Danfoss Supply fan 2 alarm warning number	v3.10.xx
ExhFan1_AlmWarn	28503	Danfoss/Ziehl Supply fan 2 alarm warning number	v3.10.xx
ExhFan2_AlmWarn	16915	Danfoss Supply fan 2 alarm warning number	v3.10.xx
CarelAlmOmf10	17326	Alarm Danfoss omf.10	v3.40.xx
CarelAlmOmf11	21391	Alarm Danfoss omf.11	v3.40.xx
CarelAlmOmf20	5885	Alarm Danfoss omf.20	v3.40.xx
CarelAlmOmf21	1756	Alarm Danfoss omf.21	v3.40.xx
CarelAlmReg5	41115	Alarm register 5.	v3.40.xx

3.3.17 BACnet-Priorität für jede Benachrichtigungsklasse

Object name	Prio			Ack		
	ToOff Normal	To Fault	To Normal	Off Normal	To Fault	To Normal
NotificationClass11	1	1	5	1	1	0
NotificationClass21	1	1	5	1	1	0
NotificationClass31	2	2	6	1	1	0
NotificationClass41	3	3	8	1	1	0
NotificationClass12	1	1	5	0	0	0
NotificationClass22	2	2	5	0	0	0
NotificationClass32	3	3	6	0	0	0
NotificationClass42	6	6	8	0	0	0
NotificationClass13	1	1	5	0	0	0
NotificationClass23	2	2	5	0	0	0
NotificationClass33	3	3	6	0	0	0
NotificationClass43	6	6	8	0	0	0
NotificationClass14	1	1	5	0	0	0
NotificationClass24	2	2	5	0	0	0
NotificationClass34	3	3	5	0	0	0



Air handling with the focus on LCC

IV Produkt AB, Box 3130, SE-350 43 Växjö, Schweden
Telefon: +46 470-75 88 00 • Fax: +46 470-75 88 76
info@ivprodukt.se • www.ivprodukt.se

