

Mixing section (code EBC)



The EBC mixing section is a unit section with three dampers for mixing extract, return and outdoor air.

- The EBC mixing section has built-in dampers of IV Product type KJS.
- The damper is manufactured from aluminium profiles and complies with the requirements for corrosion class C4 in accordance with SS-EN ISO 12944-2.
- The damper blades are powered by plastic cog-wheels and a hose gasket made of silicon rubber creates a seal between the blades.
- For sizes 060–600 with inside shafts, the damper is linked to two shafts.
- Tightness class 3 in accordance with SS-EN1751 (VVS AMA-98).
- Permitted temperature: -40 to +80°C.
Permitted differential pressure: max. 1400 Pa.
- The EBC mixing section has an inspection door in both the upper and the lower level.

Operation and Maintenance Instructions

Inspection

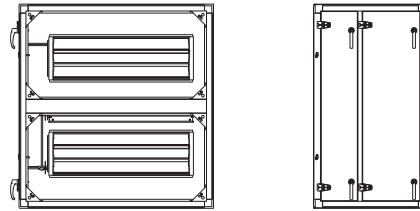
1. Check function of the damper actuator.
2. Check the dampers for tightness when they are closed. If not, adjust the damper actuator to make the damper tight.
3. Check the sealing strips.

Cleaning


Clean the damper blades with a cloth. If they are severely fouled, an environmentally friendly degreasing agent can be used.

Technical data, size 150-190

Configuration

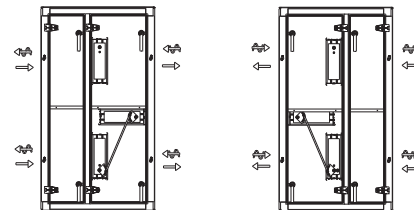


Inside shafts (code EBC-xxx-xx-I)



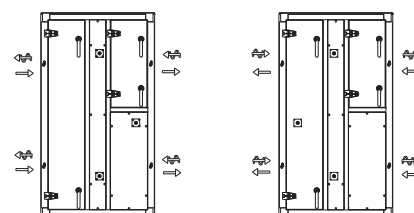
Outside shafts (code EBC-xxx-xx-U)

Configuration structure and damper motors



Inside shafts: right-hand version/left-hand version

2 damper motors are required (damper shaft 12×12 mm).
Required torque:
single damper 2.5 Nm, linked damper 5 Nm.



Outside shafts: right-hand version/left-hand version

3 damper motors are required (damper shaft 12×12 mm).
Required torque: 2.5 Nm.