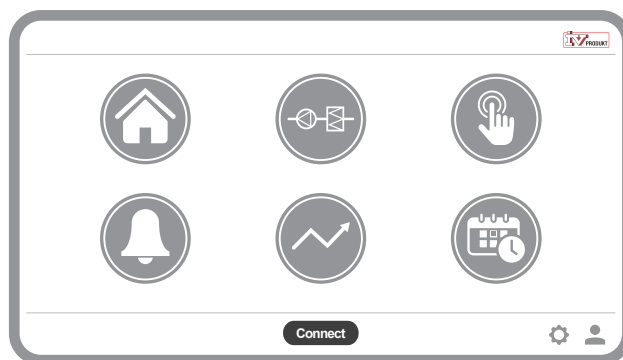
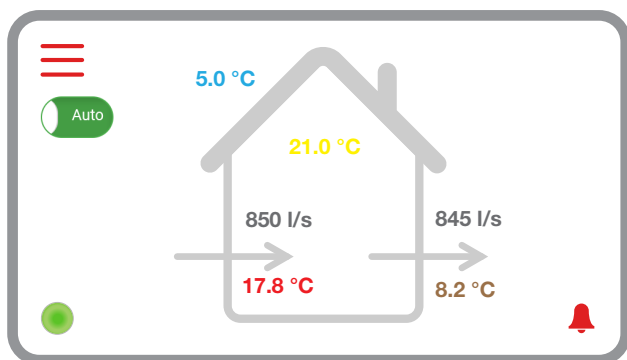


# Hand-held terminal with touchscreen



## Main menu



### Navigation

**Press** - shows **Main Menu**.



### Start and stop

In **Auto** mode, the unit is controlled via the time scheduler or other operating functions.



In **Off** mode, the unit turns off.



### Alarm

Visible if the unit has alarms.



### Info



#### Grey

The unit is turned off via the time scheduler.



#### Green

Normal operation.



#### Orange

Emergency stop.



#### Flashing green

Start-up, night operation test, night-cooling or night heating mode.



#### Flashing orange

Fire damper exercise cycle.



#### Alternates between green and orange

The unit is controlled manually.



#### Flashing red

Emergency operation, such as in the event of fire or refrigerant leakage.



### Overview

Displays current temperatures, air flows and any alarms, and the unit operating mode.



### Flow chart

Displays a flow chart of the unit, including functions and performance.




### Operations

Displays the unit menu structure. It is possible to change settings here for temperature, pressure, flow, etc.



### Alarm

Displays alarm list and alarm history. **Press**  to reset actioned alarms.



### Trend

Displays values from started trends. Trends are added to Operations.



### Time scheduler

Displays the calendar for time scheduler settings.



### Connect

Displays different connection options.



### Settings

Displays settings for the hand-held terminal, such as language.



### Sign in

Enter code **1000**.



**Control system functions**

