

# Wireless control of your unit

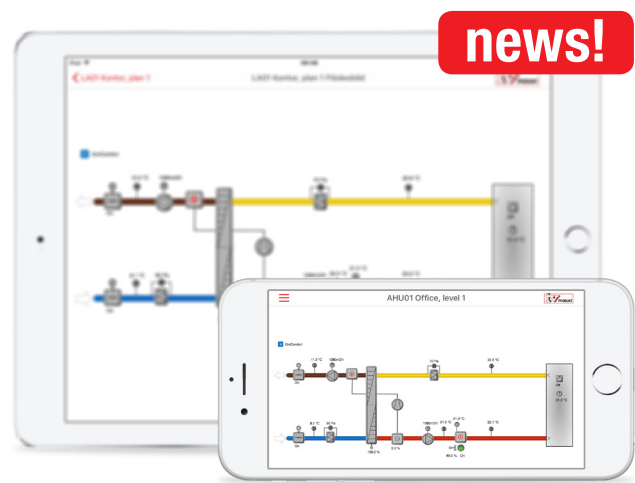


The **IV Produkt AHU Controls** app allows you to control your air handling unit wirelessly within the building. Through the app, you can access all the functions of the hand-held terminal and a summary flow chart of your unit.

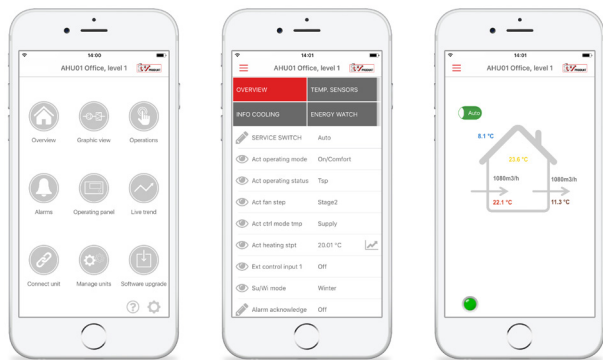
Available now as a free download.



- Start up and control your unit wirelessly on the building's Wi-Fi network
- Check the current status and alarms
- Change setpoints and settings



- View a flow chart over the AHU's data and performance
- View the changelog and history



## The app has lots of great functions

AHU Controls has plenty of great functions that make day-to-day life easier for you as you manage your IV Produkt air handling unit.

You can adjust setpoints and settings, see any alarms and much more without needing to be in the fan room. It can save you a lot of running up and down stairs!

## Connecting the app to your unit

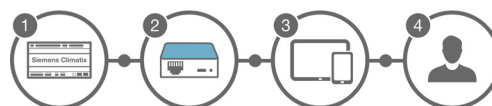
In order to connect the app to your unit, it must be possible to access the unit via an IP address.

### Option 1: Wi-Fi or WLAN is in the building



Connect the unit's Climatrix <sup>(1)</sup> to a wired network <sup>(2)</sup>. Connect the user's <sup>(5)</sup> device <sup>(4)</sup> to the building's Wi-Fi or WLAN <sup>(3)</sup>; it will then be able to access the unit.

### Option 2: Integrated Wi-Fi router (optional)



Purchase the optional Wi-Fi router (STI-09) <sup>(2)</sup> and connect it to the unit's Climatrix <sup>(1)</sup>. The user's <sup>(4)</sup> device <sup>(3)</sup> can then be connected to the unit.

For more information on the conditions for connection, see [ivprodukt.com/app](http://ivprodukt.com/app)