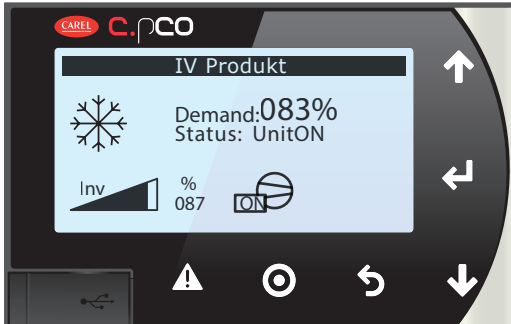










# Carel control panel




-  Up/Down
-  Enter
-  Back
-  Main menu
-  Alarm reset

## Start and stop the unit

1. Press main menu 
2. If **ON/OFF** is selected, press enter 
3. Select **ON** or **OFF** with the up/down buttons 

## Alarm reset

Press and hold alarm reset  for 3 seconds

**For Envistar Top 16, 17, 21, 22:**  
Press alarm reset  twice

## Display



Compressor in operation



Compressor switched off



Alarm active



Compressor speed limitation



Output to speed controlled compressor



Operating mode, cooling/heating

Demand

Input from control unit

## Status

*UnitON*

Normal operation

*OFFbyKEY*

Switched off via control unit

*OFFbyDIN*

Switched off via external control signal

*OFFbyALR*

Switched off due to an alarm

*OverPress*

Reduced operation due to high pressure

*Frost Protec*

Frost limitation – normal mode during heat pump operation

*Alarm*

Alarm on cooling circuit

## Control system functions

